



IL-5 Polyclonal Antibody

Catalog No	BYab-15939
Isotype	IgG
Reactivity	Human;Mouse;Rat
Applications	WB;IHC;IF;ELISA
Gene Name	IL5
Protein Name	Interleukin-5
Immunogen	The antiserum was produced against synthesized peptide derived from human IL-5. AA range:43-92
Specificity	IL-5 Polyclonal Antibody detects endogenous levels of IL-5 protein.
Formulation	Liquid in PBS containing 50% glycerol, 0.5% BSA and 0.02% sodium azide.
Source	Polyclonal, Rabbit,IgG
Purification	The antibody was affinity-purified from rabbit antiserum by affinity-chromatography using epitope-specific immunogen.
Dilution	WB: 1/500 - 1/2000. IHC: 1/100 - 1/300. ELISA: 1/5000.. IF 1:50-200
Concentration	1 mg/ml
Purity	≥90%
Storage Stability	-20°C/1 year
Synonyms	IL5; Interleukin-5; IL-5; B-cell differentiation factor I; Eosinophil differentiation factor; T-cell replacing factor; TRF
Observed Band	30kD
Cell Pathway	Secreted.
Tissue Specificity	
Function	function:Factor that induces terminal differentiation of late-developing B-cells to immunoglobulin secreting cells.,online information:Interleukin-5 entry,similarity:Belongs to the IL-5 family.,subunit:Homodimer; disulfide-linked.,
Background	This gene encodes a cytokine that acts as a growth and differentiation factor for both B cells and eosinophils. The encoded cytokine plays a major role in the regulation of eosinophil formation, maturation, recruitment and survival. The increased production of this cytokine may be related to pathogenesis of eosinophil-dependent inflammatory diseases. This cytokine functions by binding to its receptor, which is a heterodimer, whose beta subunit is shared with the receptors for interleukine 3 (IL3) and colony stimulating factor 2 (CSF2/GM-CSF).

Nanjing BYabs science technology Co.,Ltd



This gene is located on chromosome 5 within a cytokine gene cluster which includes interleukin 4 (IL4), interleukin 13 (IL13), and CSF2 . This gene, IL4, and IL13 may be regulated coordinately by long-range regulatory elements spread over 120 kilobases on chromosome 5q31. [provided by RefSeq, Jul 2013],


matters needing attention

Avoid repeated freezing and thawing!

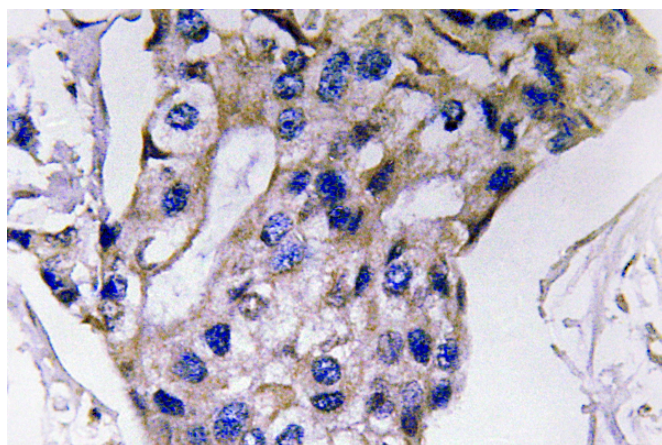
Usage suggestions

This product can be used in immunological reaction related experiments. For more information, please consult technical personnel.

Products Images



Western Blot analysis of various cells using IL-5 Polyclonal Antibody



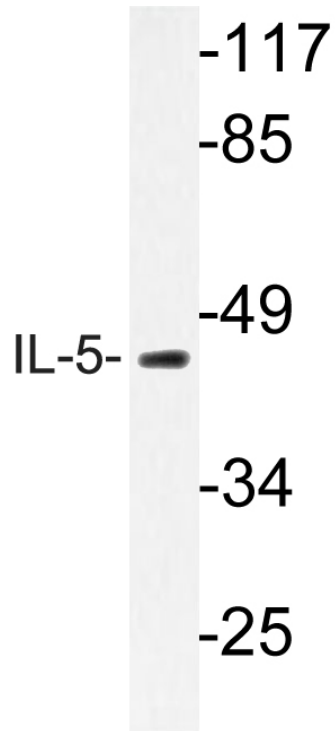
Immunohistochemistry analysis of IL-5 antibody in paraffin-embedded human breast carcinoma tissue.

Nanjing BYabs science technology Co.,Ltd

网址: www.njbybio.com

官方热线: 025-5229-8998

监督电话: 15950492658



Western blot analysis of lysate from HT-29 cells, using IL-5 antibody.