



CD200 Polyclonal Antibody

Catalog No	BYab-14033
Isotype	IgG
Reactivity	Human;Rat;Mouse;
Applications	WB;IHC;IF;ELISA
Gene Name	CD200
Protein Name	OX-2 membrane glycoprotein
Immunogen	The antiserum was produced against synthesized peptide derived from the Internal region of human CD200. AA range:171-220
Specificity	CD200 Polyclonal Antibody detects endogenous levels of CD200 protein.
Formulation	Liquid in PBS containing 50% glycerol, 0.5% BSA and 0.02% sodium azide.
Source	Polyclonal, Rabbit,IgG
Purification	The antibody was affinity-purified from rabbit antiserum by affinity-chromatography using epitope-specific immunogen.
Dilution	WB: 1/500 - 1/2000. IHC-p: 1/100-1/300. ELISA: 1/20000.. IF 1:50-200
Concentration	1 mg/ml
Purity	≥90%
Storage Stability	-20°C/1 year
Synonyms	CD200; MOX1; MOX2; My033; OX-2 membrane glycoprotein; CD200
Observed Band	31kD
Cell Pathway	Cell membrane; Single-pass type I membrane protein.
Tissue Specificity	Blood,Brain,Fetal brain,
Function	function:Costimulates T-cell proliferation. May regulate myeloid cell activity in a variety of tissues.,similarity:Contains 1 Ig-like C2-type (immunoglobulin-like) domain.,similarity:Contains 1 Ig-like V-type (immunoglobulin-like) domain.,subunit:Interacts with CD200R1.,
Background	This gene encodes a type I membrane glycoprotein containing two extracellular immunoglobulin domains, a transmembrane and a cytoplasmic domain. This gene is expressed by various cell types, including B cells, a subset of T cells, thymocytes, endothelial cells, and neurons. The encoded protein plays an important role in immunosuppression and regulation of anti-tumor activity. Alternative splicing results in multiple transcript variants encoding different

Nanjing BYabs science technology Co.,Ltd



isoforms. [provided by RefSeq, Jan 2016],

**matters needing
attention**

Avoid repeated freezing and thawing!

Usage suggestions

This product can be used in immunological reaction related experiments. For more information, please consult technical personnel.

Nanjing BYabscience technology Co.,Ltd

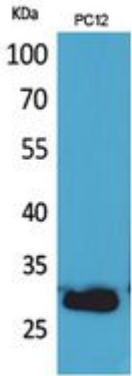
网址: www.njbybio.com

官方热线: 025-5229-8998

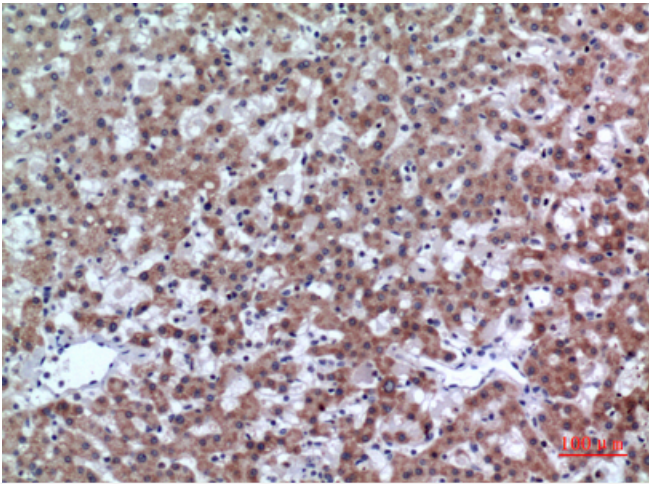
监督电话: 15950492658



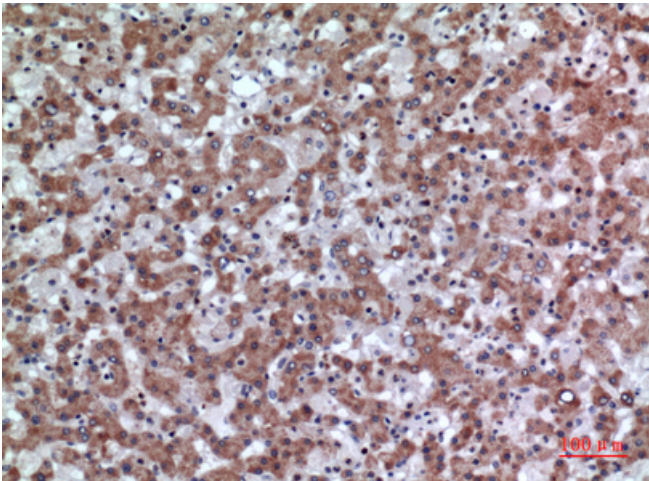
Products Images



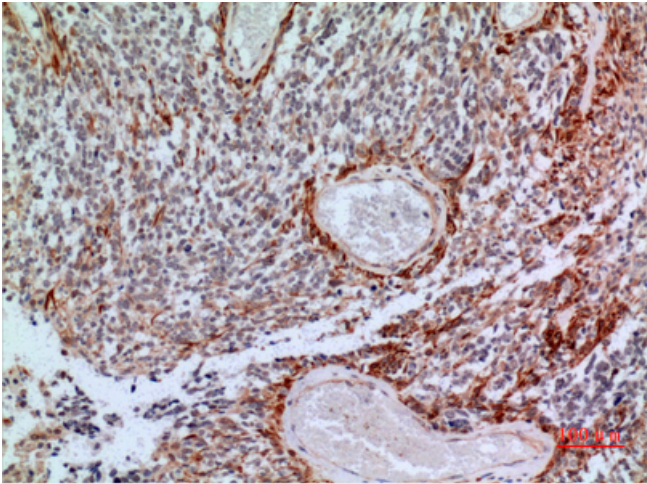
Western Blot analysis of PC12 cells using CD200 Polyclonal Antibody. Secondary antibody(catalog#:RS0002) was diluted at 1:20000



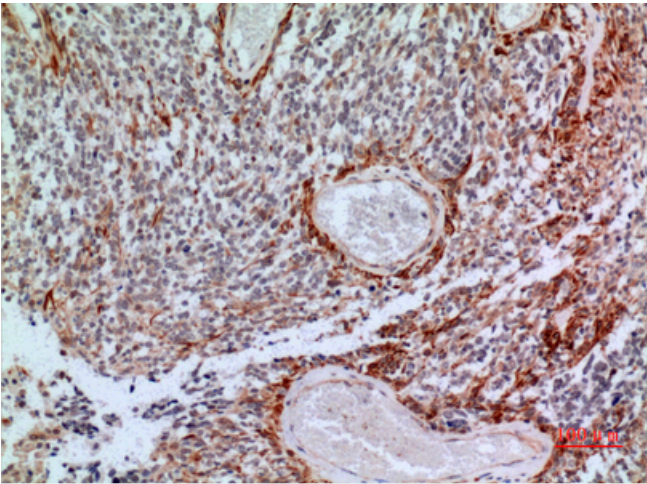
Immunohistochemical analysis of paraffin-embedded human-liver, antibody was diluted at 1:100



Immunohistochemical analysis of paraffin-embedded human-liver, antibody was diluted at 1:100



Immunohistochemical analysis of paraffin-embedded human-brain, antibody was diluted at 1:100



Immunohistochemical analysis of paraffin-embedded human-brain, antibody was diluted at 1:100