



CD201 Polyclonal Antibody

Catalog No	BYab-14013
Isotype	IgG
Reactivity	Human;Mouse;Rat
Applications	WB;IHC;IF;ELISA
Gene Name	PROCR
Protein Name	Endothelial protein C receptor
Immunogen	Synthesized peptide derived from Endothelial protein C receptor at AA range: 141-190
Specificity	CD201 Polyclonal Antibody detects endogenous levels of CD201 protein.
Formulation	Liquid in PBS containing 50% glycerol, 0.5% BSA and 0.02% sodium azide.
Source	Polyclonal, Rabbit,IgG
Purification	The antibody was affinity-purified from rabbit antiserum by affinity-chromatography using epitope-specific immunogen.
Dilution	WB: 1/500 - 1/2000. IHC-p: 1:100-300 ELISA: 1/20000.. IF 1:50-200
Concentration	1 mg/ml
Purity	≥90%
Storage Stability	-20°C/1 year
Synonyms	PROCR; EPCR; Endothelial protein C receptor; Activated protein C receptor; APC receptor; Endothelial cell protein C receptor; CD201
Observed Band	26kD
Cell Pathway	Membrane; Single-pass type I membrane protein.
Tissue Specificity	Expressed strongly in the endothelial cells of arteries and veins in heart and lung, less intensely in capillaries in the lung and skin, and not at all in the endothelium of small vessels of the liver and kidney.
Function	function: Binds activated protein C. Enhances protein C activation by the thrombin-thrombomodulin complex; plays a role in the protein C pathway controlling blood coagulation.,PTM: A soluble form exists; probably released by a metalloprotease. Seems to have the same activity as the membrane-bound form.,PTM: N-glycosylated.,tissue specificity: Expressed strongly in the endothelial cells of arteries and veins in heart and lung, less intensely in capillaries in the lung and skin, and not at all in the endothelium of small vessels of the liver and kidney.,

Nanjing BYabs science technology Co.,Ltd

网址: www.njbybio.com

官方热线: 025-5229-8998

监督电话: 15950492658



Background

The protein encoded by this gene is a receptor for activated protein C, a serine protease activated by and involved in the blood coagulation pathway. The encoded protein is an N-glycosylated type I membrane protein that enhances the activation of protein C. Mutations in this gene have been associated with venous thromboembolism and myocardial infarction, as well as with late fetal loss during pregnancy. The encoded protein may also play a role in malarial infection and has been associated with cancer. [provided by RefSeq, Jul 2013],

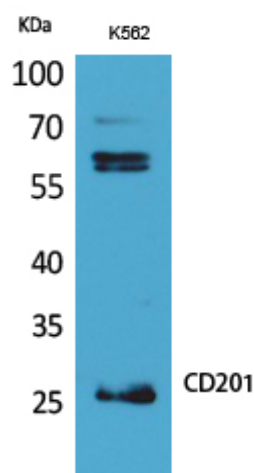
matters needing attention

Avoid repeated freezing and thawing!

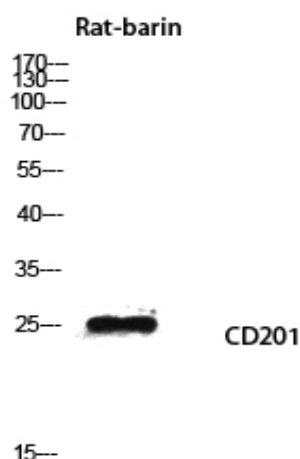
Usage suggestions

This product can be used in immunological reaction related experiments. For more information, please consult technical personnel.

Products Images



Western Blot analysis of K562 cells using CD201 Polyclonal Antibody. Antibody was diluted at 1:500. Secondary antibody(catalog#:RS0002) was diluted at 1:20000



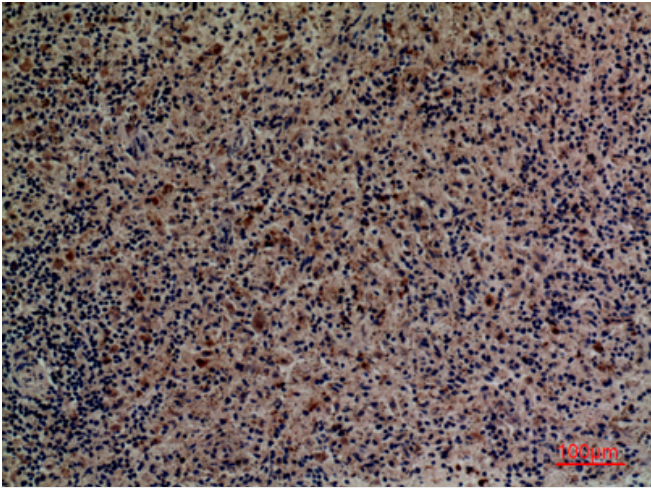
Western blot analysis of Rat-barin lysis using CD201 antibody. Antibody was diluted at 1:500. Secondary antibody(catalog#:RS0002) was diluted at 1:20000

Nanjing BYabs science technology Co.,Ltd

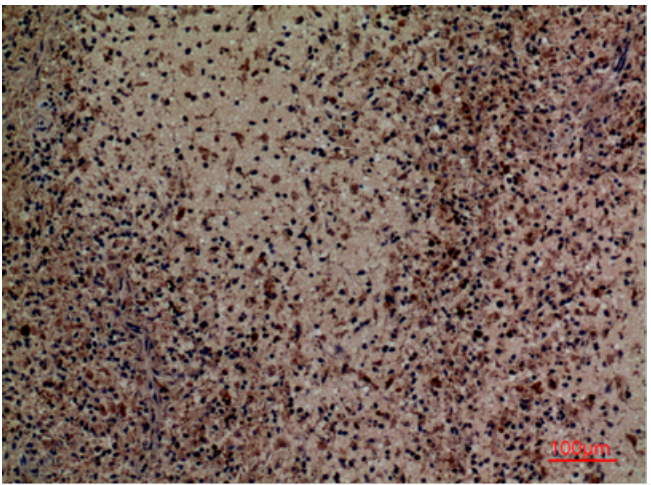
网址: www.njbybio.com

官方热线: 025-5229-8998

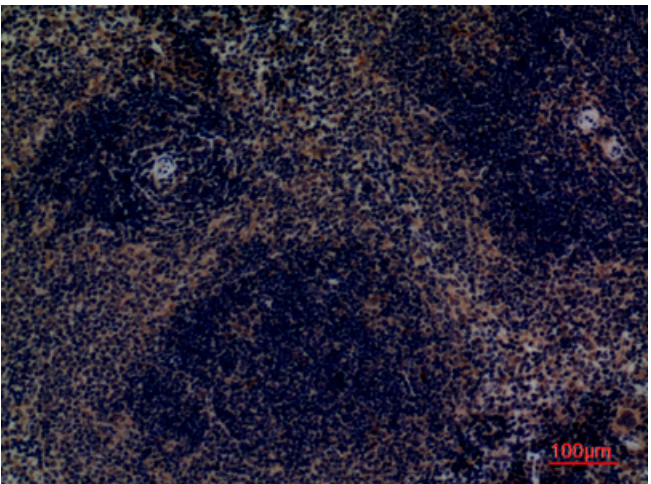
监督电话: 15950492658



Immunohistochemical analysis of paraffin-embedded human-spleen, antibody was diluted at 1:100



Immunohistochemical analysis of paraffin-embedded human-spleen, antibody was diluted at 1:100



Immunohistochemical analysis of paraffin-embedded mouse-spleen, antibody was diluted at 1:100