



# Fractalkine Receptor Polyclonal Antibody

<b>Catalog No</b>	BYab-13717
<b>Isotype</b>	IgG
<b>Reactivity</b>	Human;Mouse;Rat
<b>Applications</b>	WB;IHC;IF;ELISA
<b>Gene Name</b>	CX3CR1
<b>Protein Name</b>	CX3C chemokine receptor 1
<b>Immunogen</b>	Synthesized peptide derived from Fractalkine Receptor . at AA range: 120-200
<b>Specificity</b>	Fractalkine Receptor Polyclonal Antibody detects endogenous levels of Fractalkine Receptor protein.
<b>Formulation</b>	Liquid in PBS containing 50% glycerol, 0.5% BSA and 0.02% sodium azide.
<b>Source</b>	Polyclonal, Rabbit,IgG
<b>Purification</b>	The antibody was affinity-purified from rabbit antiserum by affinity-chromatography using epitope-specific immunogen.
<b>Dilution</b>	WB: 1/500 - 1/2000. IHC-p: 1:100-300 ELISA: 1/20000.. IF 1:50-200
<b>Concentration</b>	1 mg/ml
<b>Purity</b>	≥90%
<b>Storage Stability</b>	-20°C/1 year
<b>Synonyms</b>	CX3CR1; CMKBRL1; GPR13; CX3C chemokine receptor 1; C-X3-C CKR-1; CX3CR1; Beta chemokine receptor-like 1; CMK-BRL-1; CMK-BRL1; Fractalkine receptor; G-protein coupled receptor 13; V28
<b>Observed Band</b>	40kD
<b>Cell Pathway</b>	Cell membrane ; Multi-pass membrane protein .
<b>Tissue Specificity</b>	Expressed in lymphoid and neural tissues (PubMed:7590284). Expressed in lymphocyte subsets, such as natural killer (NK) cells, gamma-delta T-cells and terminally differentiated CD8(+) T-cells (PubMed:12055230). Expressed in smooth muscle cells in atherosclerotic plaques (PubMed:14581400).
<b>Function</b>	function:Receptor for the CX3C chemokine fractalkine and mediates both its adhesive and migratory functions. Acts as coreceptor with CD4 for HIV-1 virus envelope protein (in vitro). Isoform 2 and isoform 3 seem to be more potent HIV-1 coreceptors than isoform 1.,polymorphism:Variations in CX3CR1 are associated with rapid progression to AIDS [MIM:609423]. Increased susceptibility to HIV infection and rapid progression to AIDS are associated with the Ile-249/Met-280 haplotype.,similarity:Belongs to the G-protein coupled receptor 1


**Nanjing BYabscience technology Co.,Ltd**



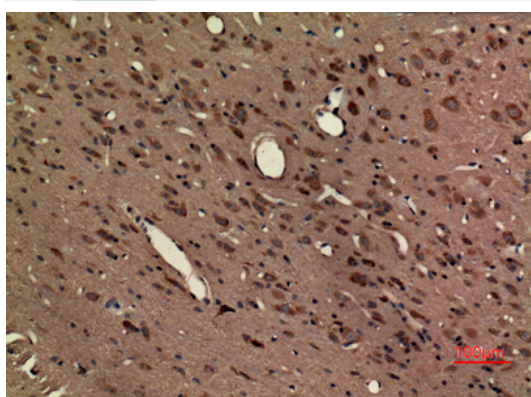
	family.,subunit:Interacts with human respiratory syncytial virus (HRSV) protein G; this interaction modulates host immune response. Interacts with HIV-1 envelope polyprotein gp160.,tissue specificity:Expressed in lymphoid and neural tissues.,
<b>Background</b>	Fractalkine is a transmembrane protein and chemokine involved in the adhesion and migration of leukocytes. The protein encoded by this gene is a receptor for fractalkine. The encoded protein also is a coreceptor for HIV-1, and some variations in this gene lead to increased susceptibility to HIV-1 infection and rapid progression to AIDS. Four transcript variants encoding two different isoforms have been found for this gene. [provided by RefSeq, Jan 2010],
<b>matters needing attention</b>	Avoid repeated freezing and thawing!
<b>Usage suggestions</b>	This product can be used in immunological reaction related experiments. For more information, please consult technical personnel.



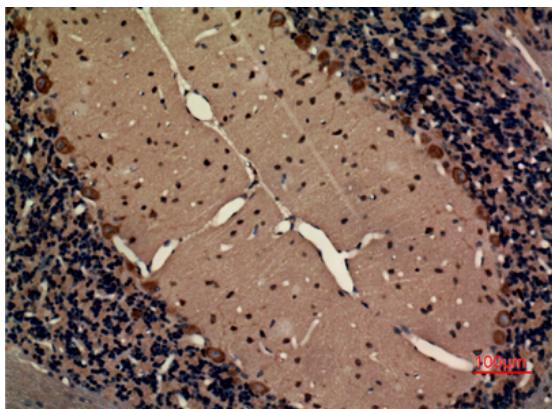
## Products Images



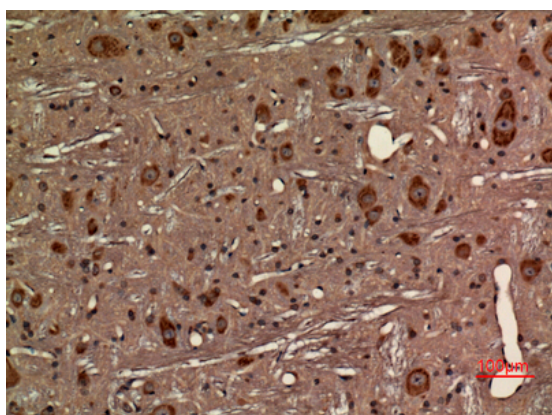
Western Blot analysis of U87 cells using Fractalkine Receptor Polyclonal Antibody. Secondary antibody(catalog#:RS0002) was diluted at 1:20000



Immunohistochemical analysis of paraffin-embedded rat-brain, antibody was diluted at 1:100



Immunohistochemical analysis of paraffin-embedded rat-brain, antibody was diluted at 1:100



Immunohistochemical analysis of paraffin-embedded rat-brain, antibody was diluted at 1:100

**Nanjing BYabs science technology Co.,Ltd**

网址: [www.njbybio.com](http://www.njbybio.com)

官方热线: 025-5229-8998

监督电话: 15950492658