



# CUL-4B Polyclonal Antibody

Catalog No	BYab-16789
Isotype	IgG
Reactivity	Human;Mouse;Rat
Applications	WB;IHC;IF;ELISA
Gene Name	CUL4B
Protein Name	Cullin-4B
Immunogen	The antiserum was produced against synthesized peptide derived from the Internal region of human CUL4B. AA range:711-760
Specificity	CUL-4B Polyclonal Antibody detects endogenous levels of CUL-4B protein.
Formulation	Liquid in PBS containing 50% glycerol, 0.5% BSA and 0.02% sodium azide.
Source	Polyclonal, Rabbit,IgG
Purification	The antibody was affinity-purified from rabbit antiserum by affinity-chromatography using epitope-specific immunogen.
Dilution	WB: 1/500 - 1/2000. IHC-p: 1:100-300 ELISA: 1/20000.. IF 1:50-200
Concentration	1 mg/ml
Purity	≥90%
Storage Stability	-20°C/1 year
Synonyms	CUL4B; KIAA0695; Cullin-4B; CUL-4B
Observed Band	110kD
Cell Pathway	Nucleus .
Tissue Specificity	Brain,Fetal liver,Testis,
Function	disease:Defects in CUL4B are the cause of Cabezas X-linked mental retardation syndrome (MRXC) [MIM:300354]; also called X-linked mental retardation with short stature small testes muscle wasting and tremor. MRXC patients show delayed puberty, hypogonadism, relative macrocephaly, moderate short stature, central obesity, unprovoked aggressive outbursts, fine intention tremor, pes cavus, and abnormalities of the toes.;disease:Defects in CUL4B are the cause of X-linked mental retardation-hypotonic facies syndrome type 2 (MRXHF2) [MIM:300639]; also called Smith-Fineman-Myers syndrome type 2 or SFM2. The distinguishing manifestations of MRXHF2 are relative microcephaly, short stature, hypertelorism, macrostomia, patulous lips, difficulty in speech, micrognathia, short thumbs and little fingers with adduction, hypotonia at age less than 10 years, and

Nanjing BYabscience technology Co.,Ltd



later hypertonia, restlessness, and seizures

**Background**

This gene is a member of the cullin family. The encoded protein forms a complex that functions as an E3 ubiquitin ligase and catalyzes the polyubiquitination of specific protein substrates in the cell. The protein interacts with a ring finger protein, and is required for the proteolysis of several regulators of DNA replication including chromatin licensing and DNA replication factor 1 and cyclin E. Multiple transcript variants encoding different isoforms have been found for this gene. [provided by RefSeq, Jul 2008],

**matters needing attention**

Avoid repeated freezing and thawing!

**Usage suggestions**

This product can be used in immunological reaction related experiments. For more information, please consult technical personnel.

Nanjing BYabscience technology Co.,Ltd

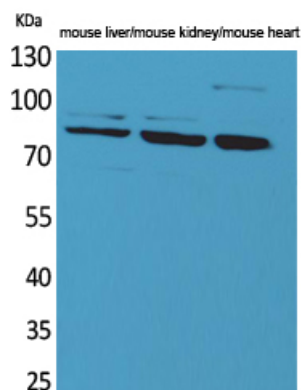
网址: [www.njbybio.com](http://www.njbybio.com)

官方热线: 025-5229-8998

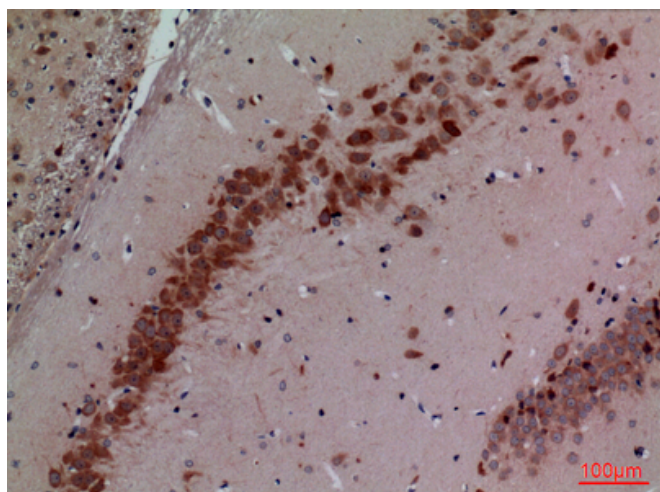
监督电话: 15950492658



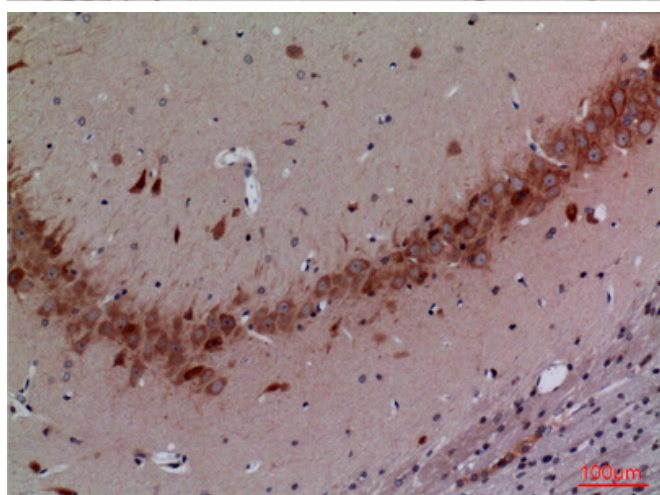
## Products Images



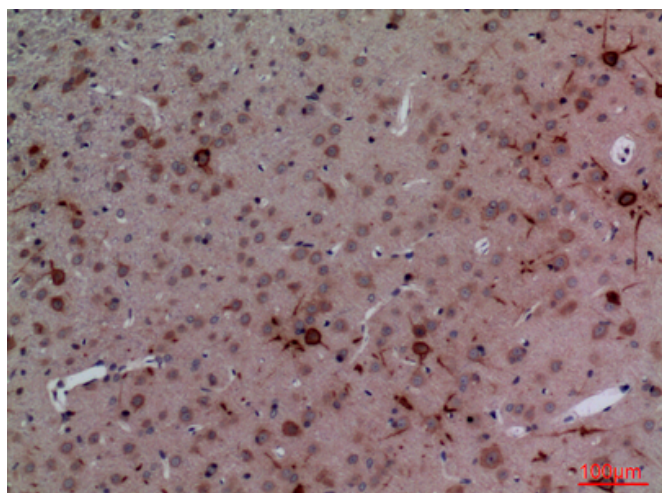
Western Blot analysis of mouse liver, mouse kidney, mouse heart cells using CUL-4B Polyclonal Antibody. Secondary antibody(catalog#:RS0002) was diluted at 1:20000



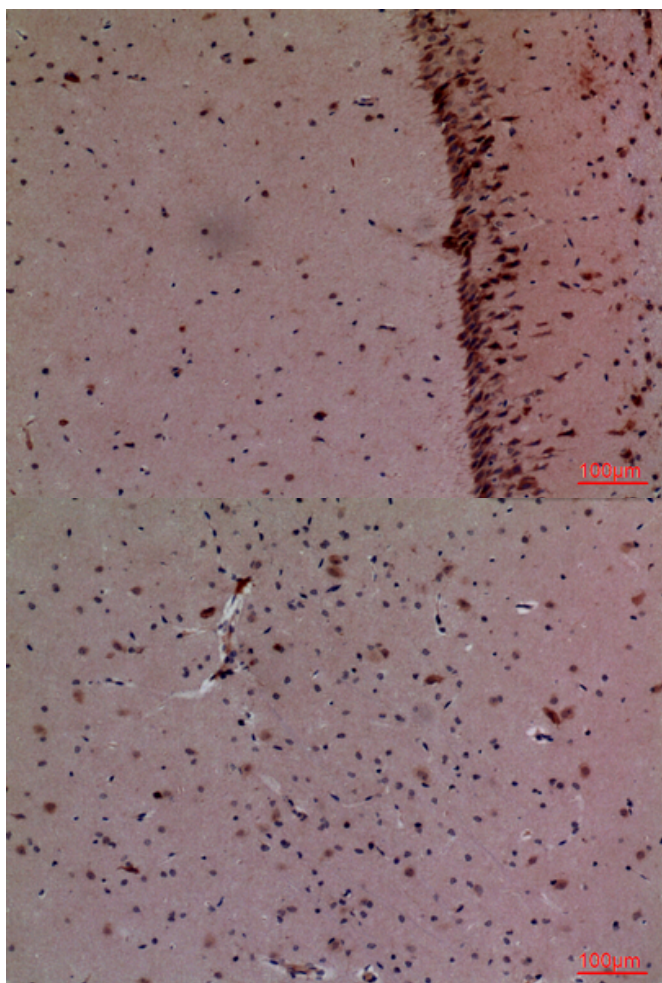
Immunohistochemical analysis of paraffin-embedded rat-brain, antibody was diluted at 1:100



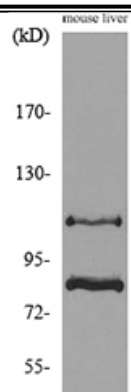
Immunohistochemical analysis of paraffin-embedded rat-brain, antibody was diluted at 1:100



Immunohistochemical analysis of paraffin-embedded rat-brain, antibody was diluted at 1:100



Immunohistochemical analysis of paraffin-embedded mouse-brain, antibody was diluted at 1:100



Nanjing BYabs science technology Co.,Ltd

网址: [www.njbybio.com](http://www.njbybio.com)

官方热线: 025-5229-8998

监督电话: 15950492658