



PTN Polyclonal Antibody

Catalog No	BYab-16046
Isotype	IgG
Reactivity	Human;Mouse;Rat
Applications	WB;IHC;IF;ELISA
Gene Name	PTN
Protein Name	Pleiotrophin
Immunogen	The antiserum was produced against synthesized peptide derived from the Internal region of human PTN. AA range:1-50
Specificity	PTN Polyclonal Antibody detects endogenous levels of PTN protein.
Formulation	Liquid in PBS containing 50% glycerol, 0.5% BSA and 0.02% sodium azide.
Source	Polyclonal, Rabbit,IgG
Purification	The antibody was affinity-purified from rabbit antiserum by affinity-chromatography using epitope-specific immunogen.
Dilution	WB: 1/500 - 1/2000. IHC-p: 1:100-1:300. ELISA: 1/20000.. IF 1:50-200
Concentration	1 mg/ml
Purity	≥90%
Storage Stability	-20°C/1 year
Synonyms	PTN; HBNF1; NRG1; Pleiotrophin; PTN; Heparin-binding brain mitogen; HBBM; Heparin-binding growth factor 8; HBGF-8; Heparin-binding growth-associated molecule; HB-GAM; Heparin-binding neurite outgrowth-promoting factor 1; HBNF-1; Osteoblast-specific factor 1; OSF-1
Observed Band	19kD
Cell Pathway	Secreted .
Tissue Specificity	Osteoblast and brain.
Function	function:Heparin binding mitogenic protein. Has neurite extension activity.,induction:By heparin and retinoic acid.,online information:Pleiotrophin entry,similarity:Belongs to the pleiotrophin family.,tissue specificity:Osteoblast and brain.,
Background	function:Heparin binding mitogenic protein. Has neurite extension activity.,induction:By heparin and retinoic acid.,online information:Pleiotrophin entry,similarity:Belongs to the pleiotrophin family.,tissue specificity:Osteoblast and

Nanjing BYabscience technology Co.,Ltd



brain.,

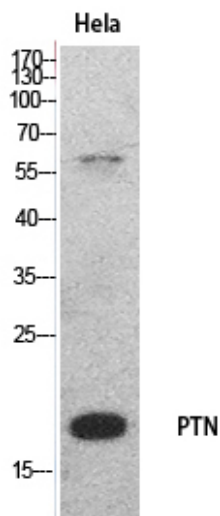
matters needing attention

Avoid repeated freezing and thawing!

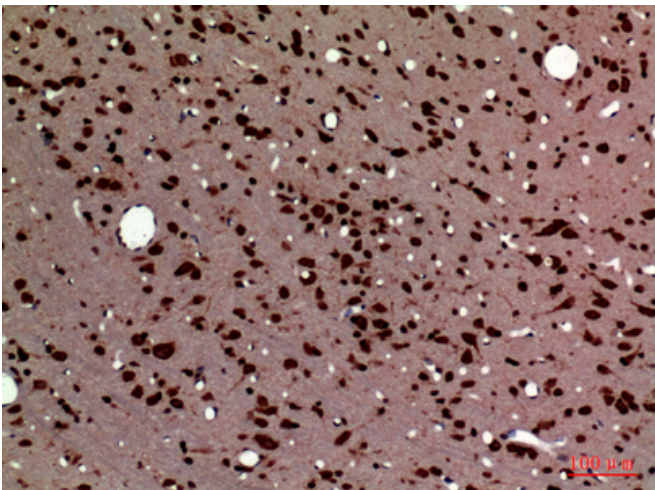
Usage suggestions

This product can be used in immunological reaction related experiments. For more information, please consult technical personnel.

Products Images



Western Blot analysis of HeLa cells using PTN Polyclonal Antibody. Secondary antibody(catalog#:RS0002) was diluted at 1:20000



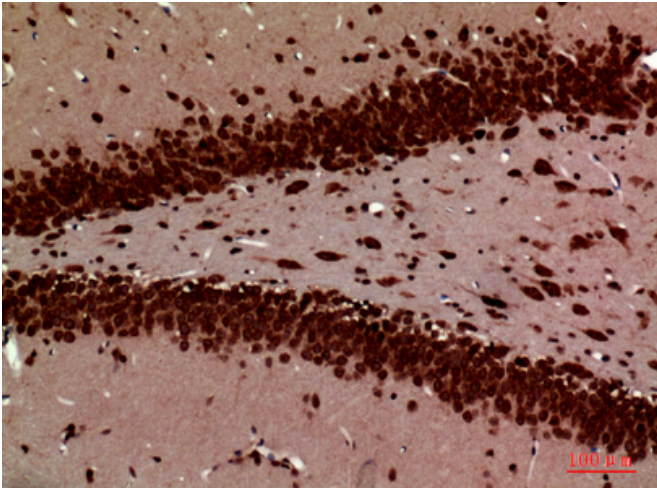
Immunohistochemical analysis of paraffin-embedded rat-brain, antibody was diluted at 1:100

Nanjing BYabs science technology Co.,Ltd

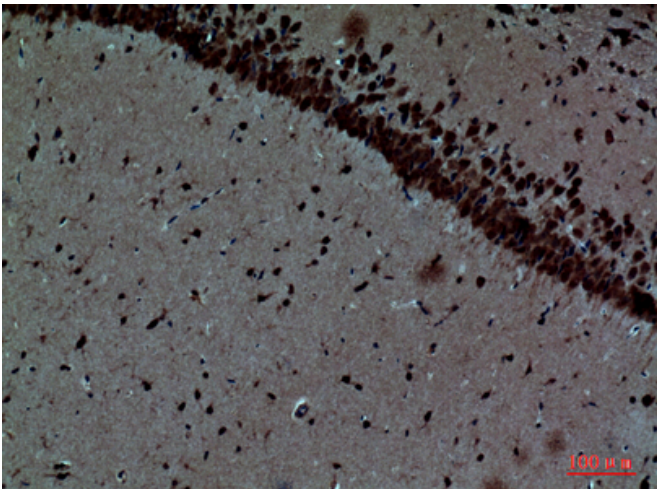
网址: www.njbybio.com

官方热线: 025-5229-8998

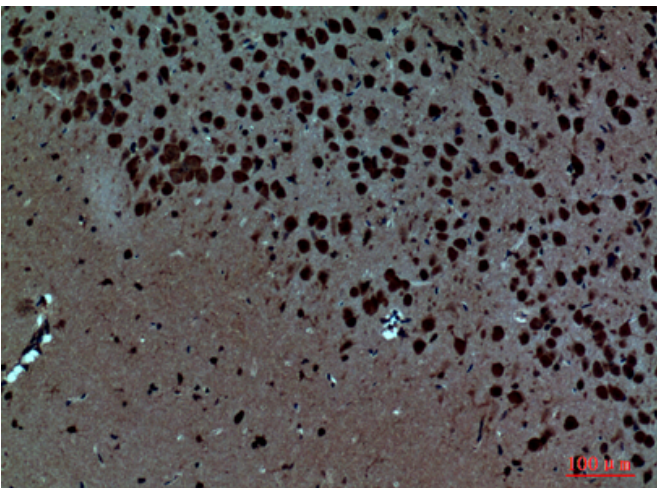
监督电话: 15950492658



Immunohistochemical analysis of paraffin-embedded rat-brain, antibody was diluted at 1:100



Immunohistochemical analysis of paraffin-embedded mouse-brain, antibody was diluted at 1:100



Immunohistochemical analysis of paraffin-embedded mouse-brain, antibody was diluted at 1:100