



USP13 Polyclonal Antibody

Catalog No	BYab-02827
Isotype	IgG
Reactivity	Human;Mouse
Applications	WB;IHC;IF;ELISA
Gene Name	USP13
Protein Name	Ubiquitin carboxyl-terminal hydrolase 13
Immunogen	The antiserum was produced against synthesized peptide derived from human USP13. AA range:811-860
Specificity	USP13 Polyclonal Antibody detects endogenous levels of USP13 protein.
Formulation	Liquid in PBS containing 50% glycerol, 0.5% BSA and 0.02% sodium azide.
Source	Polyclonal, Rabbit,IgG
Purification	The antibody was affinity-purified from rabbit antiserum by affinity-chromatography using epitope-specific immunogen.
Dilution	WB: 1/500 - 1/2000. IHC: 1/100 - 1/300. ELISA: 1/40000.. IF 1:50-200
Concentration	1 mg/ml
Purity	≥90%
Storage Stability	-20°C/1 year
Synonyms	USP13; ISOT3; Ubiquitin carboxyl-terminal hydrolase 13; Deubiquitinating enzyme 13; Isopeptidase T-3; ISOT-3; Ubiquitin thioesterase 13; Ubiquitin-specific-processing protease 13
Observed Band	97kD
Cell Pathway	
Tissue Specificity	Highly expressed in ovary and testes.
Function	catalytic activity:Ubiquitin C-terminal thioester + H(2)O = ubiquitin + a thiol.,similarity:Belongs to the peptidase C19 family.,similarity:Contains 1 UBP-type zinc finger.,similarity:Contains 2 UBA domains.,tissue specificity:Highly expressed in ovary and testes.,
Background	catalytic activity:Ubiquitin C-terminal thioester + H(2)O = ubiquitin + a thiol.,similarity:Belongs to the peptidase C19 family.,similarity:Contains 1 UBP-type zinc finger.,similarity:Contains 2 UBA domains.,tissue specificity:Highly expressed in ovary and testes.,

Nanjing BYabscience technology Co.,Ltd



matters needing attention

Avoid repeated freezing and thawing!

Usage suggestions

This product can be used in immunological reaction related experiments. For more information, please consult technical personnel.

Nanjing BYabscience technology Co.,Ltd

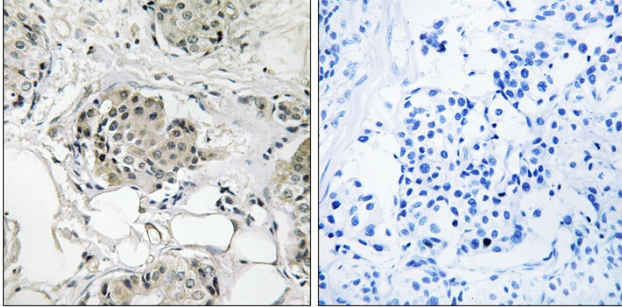
网址: www.njbybio.com

官方热线: 025-5229-8998

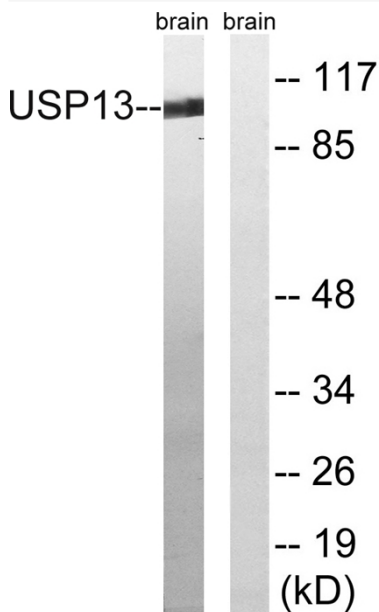
监督电话: 15950492658



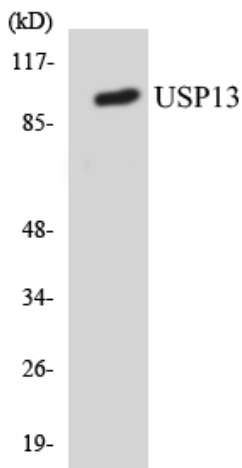
Products Images



Immunohistochemistry analysis of paraffin-embedded human breast carcinoma tissue, using USP13 Antibody. The picture on the right is blocked with the synthesized peptide.



Western blot analysis of lysates from mouse brain, using USP13 Antibody. The lane on the right is blocked with the synthesized peptide.



Western blot analysis of the lysates from RAW264.7 cells using USP13 antibody.

Nanjing BYabscience technology Co.,Ltd

网址: www.njbybio.com

官方热线: 025-5229-8998

监督电话: 15950492658