



DGAT2L3 Polyclonal Antibody

Catalog No	BYab-02614
Isotype	IgG
Reactivity	Human;Rat;Mouse;
Applications	WB;ELISA
Gene Name	AWAT1
Protein Name	Acyl-CoA wax alcohol acyltransferase 1
Immunogen	The antiserum was produced against synthesized peptide derived from human AWAT1. AA range:261-310
Specificity	DGAT2L3 Polyclonal Antibody detects endogenous levels of DGAT2L3 protein.
Formulation	Liquid in PBS containing 50% glycerol, 0.5% BSA and 0.02% sodium azide.
Source	Polyclonal, Rabbit,IgG
Purification	The antibody was affinity-purified from rabbit antiserum by affinity-chromatography using epitope-specific immunogen.
Dilution	Western Blot: 1/500 - 1/2000. ELISA: 1/5000. Not yet tested in other applications.
Concentration	1 mg/ml
Purity	≥90%
Storage Stability	-20°C/1 year
Synonyms	AWAT1; DGA2; DGAT2L3; Acyl-CoA wax alcohol acyltransferase 1; Diacylglycerol O-acyltransferase 2-like protein 3; Diacylglycerol acyltransferase 2; Long-chain-alcohol O-fatty-acyltransferase 1
Observed Band	39kD
Cell Pathway	Endoplasmic reticulum membrane ; Multi-pass membrane protein .
Tissue Specificity	Predominantly expressed in skin, where it is limited to the sebaceous gland. Expressed in more mature, centrally located cells just before their rupture and sebum release. Also expressed in all tissues except spleen. Expressed at higher level in thymus, prostate and testis.
Function	catalytic activity:Acyl-CoA + a long-chain alcohol = CoA + a long-chain ester.,function:Acyltransferase that predominantly esterify long chain (wax) alcohols with acyl-CoA-derived fatty acids to produce wax esters. Wax esters are enriched in sebum, suggesting that it plays a central role in lipid metabolism in skin. Has a preference for arachidyl alcohol as well as decyl alcohol, demonstrating its relatively poor activity using saturated long chain alcohols (C16, C18, and C20).,similarity:Belongs to the diacylglycerol acyltransferase

Nanjing BYabscience technology Co.,Ltd



family.,tissue specificity:Predominantly expressed in skin, where it is limited to the sebaceous gland. Expressed in more mature, centrally located cells just before their rupture and sebum release. Also expressed in all tissues except spleen. Expressed at higher level in thymus, prostate and testis.,

Background

The protein encoded by this gene belongs to the diacylglycerol acyltransferase family. It esterifies long chain (wax) alcohols with acyl-CoA-derived fatty acids to produce wax esters. Wax esters are enriched in sebum, suggesting that this enzyme plays a central role in lipid metabolism in skin. Consistent with this observation, this protein is predominantly expressed in the sebaceous gland of the skin. [provided by RefSeq, Sep 2009],

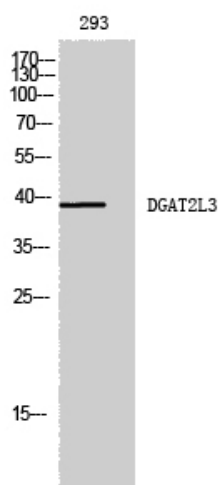
matters needing attention

Avoid repeated freezing and thawing!

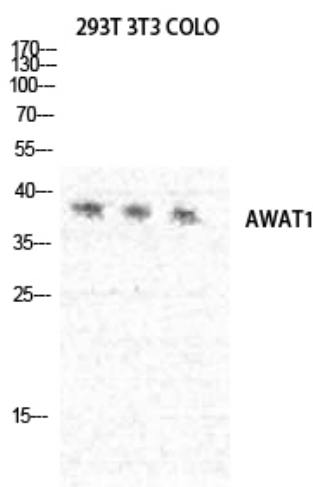
Usage suggestions

This product can be used in immunological reaction related experiments. For more information, please consult technical personnel.

Products Images

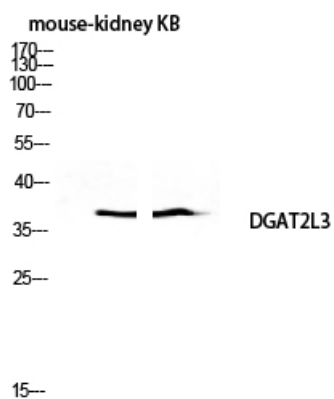


Western Blot analysis of 293 cells using DGAT2L3 Polyclonal Antibody diluted at 1:1000

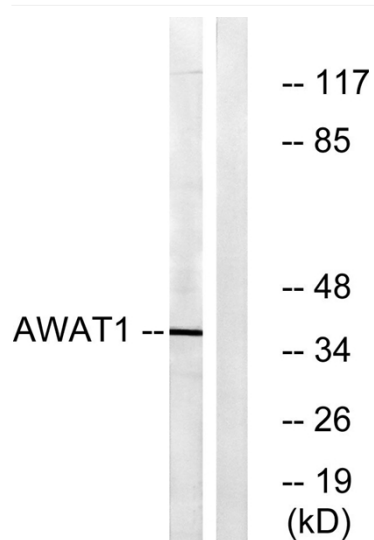


Western Blot analysis of 293T NIH-3T3 COLO cells using DGAT2L3 Polyclonal Antibody diluted at 1:1000

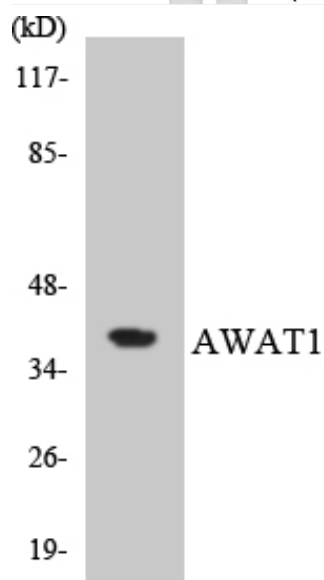
Nanjing BYabs science technology Co.,Ltd



Western blot analysis of mouse-kidney KB lysis using DGAT2L3 antibody. Antibody was diluted at 1:1000



Western blot analysis of lysates from 293 cells, using AWAT1 Antibody. The lane on the right is blocked with the synthesized peptide.



Western blot analysis of the lysates from HT-29 cells using AWAT1 antibody.