



CYP2C8/9/18/19 Polyclonal Antibody

| | |
|--------------------|---|
| Catalog No | BYab-02585 |
| Isotype | IgG |
| Reactivity | Human;Rat;Mouse; |
| Applications | WB;IHC;IF;ELISA |
| Gene Name | CYP2C8/9/18/19 |
| Protein Name | Cytochrome P450 2C8/9/18/19 |
| Immunogen | The antiserum was produced against synthesized peptide derived from human Cytochrome P450 2C8/9/18/19. AA range:111-160 |
| Specificity | CYP2C8/9/18/19 Polyclonal Antibody detects endogenous levels of CYP2C8/9/18/19 protein. |
| Formulation | Liquid in PBS containing 50% glycerol, 0.5% BSA and 0.02% sodium azide. |
| Source | Polyclonal, Rabbit,IgG |
| Purification | The antibody was affinity-purified from rabbit antiserum by affinity-chromatography using epitope-specific immunogen. |
| Dilution | Western Blot: 1/500 - 1/2000. Immunohistochemistry: 1/100 - 1/300. Immunofluorescence: 1/200 - 1/1000. ELISA: 1/20000. Not yet tested in other applications. |
| Concentration | 1 mg/ml |
| Purity | ≥90% |
| Storage Stability | -20°C/1 year |
| Synonyms | CYP2C8; Cytochrome P450 2C8; CYP11C8; Cytochrome P450 IIC2; Cytochrome P450 MP-12; Cytochrome P450 MP-20; Cytochrome P450 form 1; S-mephenytoin 4-hydroxylase; CYP2C9; CYP2C10; Cytochrome P450 2C9; (R)-limonene 6-monooxygenase; (S)-limonene |
| Observed Band | 60kD |
| Cell Pathway | Endoplasmic reticulum membrane; Peripheral membrane protein. Microsome membrane; Peripheral membrane protein. |
| Tissue Specificity | Blood,Kidney,Liver, |
| Function | catalytic activity:RH + reduced flavoprotein + O(2) = ROH + oxidized flavoprotein + H(2)O.,caution:Alternative splicing has been shown to occur but the shorter forms are believed to be non-functional.,cofactor:Heme group.,function:Cytochromes P450 are a group of heme-thiolate monooxygenases. In liver microsomes, this enzyme is involved in an NADPH-dependent electron transport pathway. It oxidizes a variety of structurally |

Nanjing BYabscience technology Co.,Ltd



unrelated compounds, including steroids, fatty acids, and xenobiotics. In the epoxidation of arachidonic acid it generates only 14,15- and 11,12-cis-epoxyeicosatrienoic acids. It is the principal enzyme responsible for the metabolism the anti-cancer drug paclitaxel (taxol).,induction:By phenobarbital.,online information:CYP2C8 alleles,similarity:Belongs to the cytochrome P450 family.,

Background

This gene encodes a member of the cytochrome P450 superfamily of enzymes. The cytochrome P450 proteins are monooxygenases which catalyze many reactions involved in drug metabolism and synthesis of cholesterol, steroids and other lipids. This protein localizes to the endoplasmic reticulum and its expression is induced by phenobarbital. The enzyme is known to metabolize many xenobiotics, including the anticonvulsive drug mephenytoin, benzo(a)pyrene, 7-ethoxycoumarin, and the anti-cancer drug taxol. This gene is located within a cluster of cytochrome P450 genes on chromosome 10q24. Several transcript variants encoding a few different isoforms have been found for this gene. [provided by RefSeq, Nov 2010],

matters needing attention


Avoid repeated freezing and thawing!

Usage suggestions

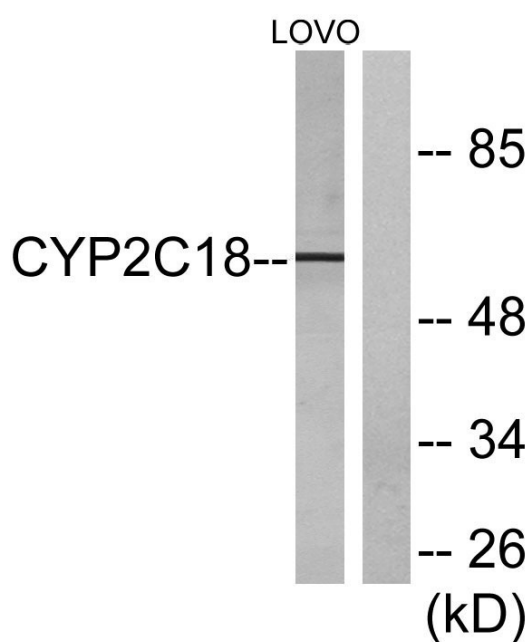
This product can be used in immunological reaction related experiments. For more information, please consult technical personnel.



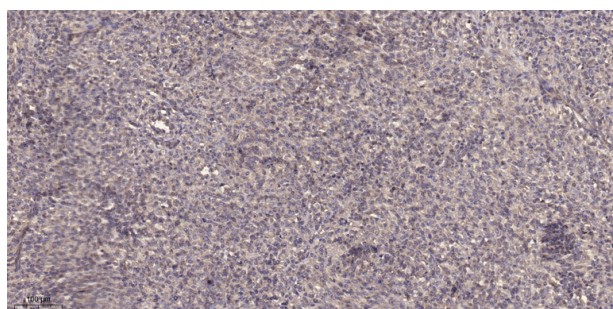
Products Images



Western Blot analysis of LOVO cells using CYP2C8/9/18/19 Polyclonal Antibody



Western blot analysis of lysates from LOVO cells, using Cytochrome P450 2C8/9/18/19 Antibody. The lane on the right is blocked with the synthesized peptide.



Immunohistochemical analysis of paraffin-embedded human Colon cancer. 1, Antibody was diluted at 1:200(4° overnight). 2, Tris-EDTA,pH9.0 was used for antigen retrieval. 3,Secondary antibody was diluted at 1:200(room temperature, 45min).

Nanjing BYabs science technology Co.,Ltd

网址: www.njbybio.com

官方热线: 025-5229-8998

监督电话: 15950492658



Nanjing BYabscience technology Co.,Ltd

网址: www.njbybio.com

官方热线: 025-5229-8998

监督电话: 15950492658