



p23 (phospho Ser113) Polyclonal Antibody

Catalog No	BYab-02410
Isotype	IgG
Reactivity	Human;Mouse;Rat
Applications	WB;IHC;IF;ELISA
Gene Name	PTGES3
Protein Name	Prostaglandin E synthase 3
Immunogen	The antiserum was produced against synthesized peptide derived from human TEBP around the phosphorylation site of Ser113. AA range:79-128
Specificity	Phospho-p23 (S113) Polyclonal Antibody detects endogenous levels of p23 protein only when phosphorylated at S113.
Formulation	Liquid in PBS containing 50% glycerol, 0.5% BSA and 0.02% sodium azide.
Source	Polyclonal, Rabbit,IgG
Purification	The antibody was affinity-purified from rabbit antiserum by affinity-chromatography using epitope-specific immunogen.
Dilution	WB: 1/500 - 1/2000. IHC: 1/100 - 1/300. ELISA: 1/10000.. IF 1:50-200
Concentration	1 mg/ml
Purity	≥90%
Storage Stability	-20°C/1 year
Synonyms	PTGES3; P23; TEBP; Prostaglandin E synthase 3; Cytosolic prostaglandin E2 synthase; cPGES; Hsp90 co-chaperone; Progesterone receptor complex p23; Telomerase-binding protein p23
Observed Band	24kD
Cell Pathway	Cytoplasm .
Tissue Specificity	Embryonic kidney,Epithelium,Liver,Lung,Pituitary,Platelet,T-cell,Testis,Uri
Function	catalytic activity:(5Z,13E)-(15S)-9-alpha,11-alpha-epidioxy-15-hydroxyprosta-5,13-dienoate = (5Z,13E)-(15S)-11-alpha,15-dihydroxy-9-oxoprosta-5,13-dienoate.,function:Molecular chaperone that localizes to genomic response elements in a hormone-dependent manner and disrupts receptor-mediated transcriptional activation, by promoting disassembly of transcriptional regulatory complexes.,pathway:Lipid metabolism; prostaglandin biosynthesis.,similarity:Belongs to the p23/wos2 family.,similarity:Contains 1 CS

Nanjing BYabscience technology Co.,Ltd



domain.,subunit: Binds to telomerase and to the progesterone receptor.,

Background

This gene encodes an enzyme that converts prostaglandin endoperoxide H2 (PGH2) to prostaglandin E2 (PGE2). This protein functions as a co-chaperone with heat shock protein 90 (HSP90), localizing to response elements in DNA and disrupting transcriptional activation complexes. Alternative splicing results in multiple transcript variants. There are multiple pseudogenes of this gene on several different chromosomes. [provided by RefSeq, Feb 2016],

matters needing attention

Avoid repeated freezing and thawing!

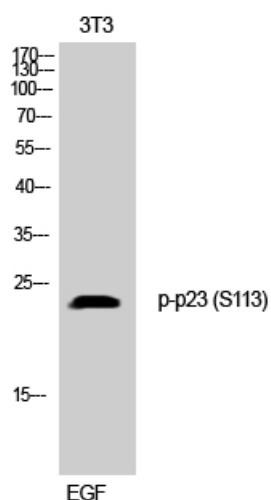
Usage suggestions

This product can be used in immunological reaction related experiments. For more information, please consult technical personnel.

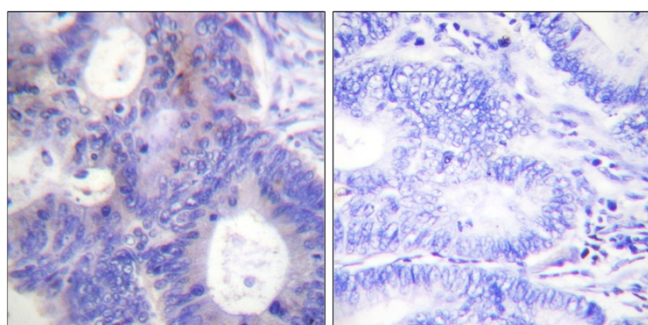
Nanjing BYabscience technology Co.,Ltd



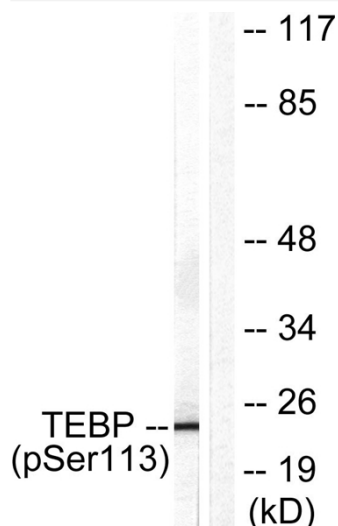
Products Images



Western Blot analysis of 3T3 cells using Phospho-p23 (S113) Polyclonal Antibody



Immunohistochemistry analysis of paraffin-embedded human colon carcinoma, using TEBP (Phospho-Ser113) Antibody. The picture on the right is blocked with the phospho peptide.



Western blot analysis of lysates from NIH/3T3 cells treated with EGF 200ng/ml 30', using TEBP (Phospho-Ser113) Antibody. The lane on the right is blocked with the phospho peptide.

Nanjing BYabs science technology Co.,Ltd