



Neuropilin-2 Polyclonal Antibody

Catalog No	BYab-12855
Isotype	IgG
Reactivity	Human;Mouse;Rat
Applications	WB;IHC;IF;ELISA
Gene Name	NRP2
Protein Name	Neuropilin-2
Immunogen	The antiserum was produced against synthesized peptide derived from the Internal region of human NRP2. AA range:791-840
Specificity	Neuropilin-2 Polyclonal Antibody detects endogenous levels of Neuropilin-2 protein.
Formulation	Liquid in PBS containing 50% glycerol, 0.5% BSA and 0.02% sodium azide.
Source	Polyclonal, Rabbit,IgG
Purification	The antibody was affinity-purified from rabbit antiserum by affinity-chromatography using epitope-specific immunogen.
Dilution	WB: 1/500 - 1/2000. IHC-p: 1:100-300 ELISA: 1/20000.. IF 1:50-200
Concentration	1 mg/ml
Purity	≥90%
Storage Stability	-20°C/1 year
Synonyms	NRP2; VEGF165R2; Neuropilin-2; Vascular endothelial cell growth factor 165 receptor 2
Observed Band	100kD
Cell Pathway	Membrane ; Single-pass type I membrane protein .; [Isoform s9]: Secreted .
Tissue Specificity	Brain,Human endometrium carcinoma cell line,Liver,Mammary gland,Ovary,Prostate adenocarcino
Function	function:High affinity receptor for semaphorins 3C, 3F, VEGF-165 and VEGF-145 isoforms of VEGF, and the PLGF-2 isoform of PGF.,similarity:Belongs to the neuropilin family.,similarity:Contains 1 MAM domain.,similarity:Contains 2 CUB domains.,similarity:Contains 2 F5/8 type C domains.,subunit:Heterodimer with NRP1 (Probable). Binds PLXNB1.,
Background	This gene encodes a member of the neuropilin family of receptor proteins. The encoded transmembrane protein binds to SEMA3C protein {sema domain, immunoglobulin domain (Ig), short basic domain, secreted, (semaphorin) 3C} and SEMA3F protein {sema domain, immunoglobulin domain (Ig), short basic domain,

Nanjing BYabscience technology Co.,Ltd



secreted, (semaphorin) 3F}, and interacts with vascular endothelial growth factor (VEGF). This protein may play a role in cardiovascular development, axon guidance, and tumorigenesis. Multiple transcript variants encoding distinct isoforms have been identified for this gene. [provided by RefSeq, Jul 2008],

matters needing attention

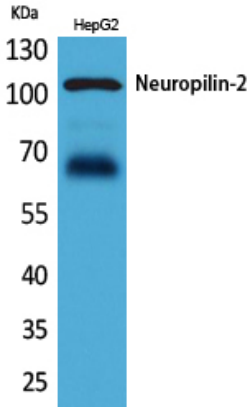
Avoid repeated freezing and thawing!

Usage suggestions

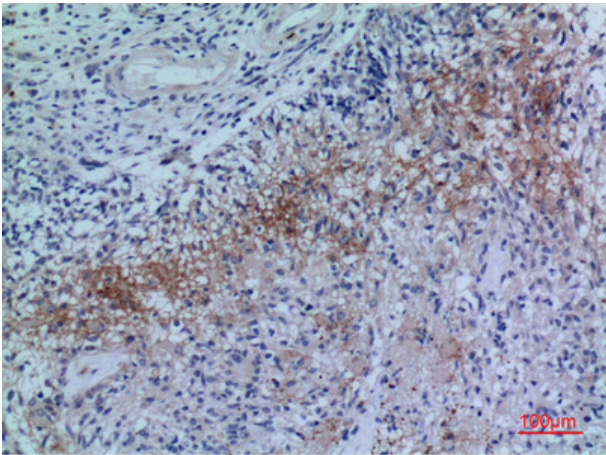
This product can be used in immunological reaction related experiments. For more information, please consult technical personnel.



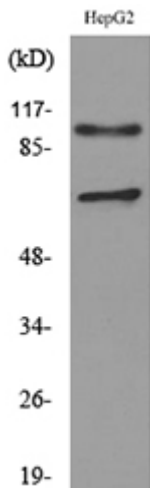
Products Images



Western Blot analysis of HepG2 cells using Neuropilin-2 Polyclonal Antibody. Secondary antibody(catalog#:RS0002) was diluted at 1:20000



Immunohistochemical analysis of paraffin-embedded human-brain, antibody was diluted at 1:100



Western blot analysis of lysate from HepG2 cells, using NRP2 Antibody.

Nanjing BYabs science technology Co.,Ltd

网址: www.njbybio.com

官方热线: 025-5229-8998

监督电话: 15950492658