



# TCEAL6 Polyclonal Antibody

Catalog No	BYab-02087
Isotype	IgG
Reactivity	Human;Rat;Mouse;
Applications	WB;ELISA
Gene Name	TCEAL6
Protein Name	Transcription elongation factor A protein-like 6
Immunogen	The antiserum was produced against synthesized peptide derived from human TCEAL6. AA range:61-110
Specificity	TCEAL6 Polyclonal Antibody detects endogenous levels of TCEAL6 protein.
Formulation	Liquid in PBS containing 50% glycerol, 0.5% BSA and 0.02% sodium azide.
Source	Polyclonal, Rabbit,IgG
Purification	The antibody was affinity-purified from rabbit antiserum by affinity-chromatography using epitope-specific immunogen.
Dilution	Western Blot: 1/500 - 1/2000. ELISA: 1/10000. Not yet tested in other applications.
Concentration	1 mg/ml
Purity	≥90%
Storage Stability	-20°C/1 year
Synonyms	TCEAL6; Transcription elongation factor A protein-like 6; TCEA-like protein 6; Transcription elongation factor S-II protein-like 6
Observed Band	25kD
Cell Pathway	Nucleus .
Tissue Specificity	Brain,
Function	function:May be involved in transcriptional regulation.,PTM:Phosphorylated upon DNA damage, probably by ATM or ATR.,similarity:Belongs to the TFS-II family. TFA subfamily.,
Background	function:May be involved in transcriptional regulation.,PTM:Phosphorylated upon DNA damage, probably by ATM or ATR.,similarity:Belongs to the TFS-II family. TFA subfamily.,
matters needing attention	Avoid repeated freezing and thawing!

Nanjing BYabscience technology Co.,Ltd



#### Usage suggestions


This product can be used in immunological reaction related experiments. For more information, please consult technical personnel.

---

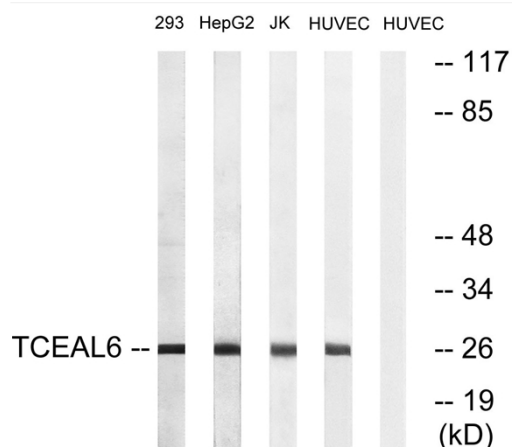
---




## Products Images



Western Blot analysis of various cells using TCEAL6 Polyclonal Antibody cells nucleus extracted by Minute TM Cytoplasmic and Nuclear Fractionation kit (SC-003, Invent biotech, MN, USA).



Western blot analysis of lysates from HUVEC, 293, HepG2, and Jurkat cells, using TCEAL6 Antibody. The lane on the right is blocked with the synthesized peptide.



Western blot analysis of the lysates from HUVEC cells using TCEAL6 antibody.

Nanjing BYabs science technology Co., Ltd

网址: [www.njbybio.com](http://www.njbybio.com)

官方热线: 025-5229-8998

监督电话: 15950492658