



# Sox-8/9/17/18 Polyclonal Antibody

<b>Catalog No</b>	BYab-02031
<b>Isotype</b>	IgG
<b>Reactivity</b>	Human;Mouse;Monkey
<b>Applications</b>	WB;IHC;IF;ELISA
<b>Gene Name</b>	SOX8/9/17/18
<b>Protein Name</b>	Transcription factor SOX-8/9/17/18
<b>Immunogen</b>	The antiserum was produced against synthesized peptide derived from human SOX8/9/17/18. AA range:116-165
<b>Specificity</b>	Sox-8/9/17/18 Polyclonal Antibody detects endogenous levels of Sox-8/9/17/18 protein.
<b>Formulation</b>	Liquid in PBS containing 50% glycerol, 0.5% BSA and 0.02% sodium azide.
<b>Source</b>	Polyclonal, Rabbit,IgG
<b>Purification</b>	The antibody was affinity-purified from rabbit antiserum by affinity-chromatography using epitope-specific immunogen.
<b>Dilution</b>	WB: 1/500 - 1/2000. IHC: 1/100 - 1/300. ELISA: 1/10000.. IF 1:50-200
<b>Concentration</b>	1 mg/ml
<b>Purity</b>	≥90%
<b>Storage Stability</b>	-20°C/1 year
<b>Synonyms</b>	SOX8; Transcription factor SOX-8; SOX9; Transcription factor SOX-9; SOX17; Transcription factor SOX-17; SOX18; Transcription factor SOX-18
<b>Observed Band</b>	47kD
<b>Cell Pathway</b>	Nucleus .
<b>Tissue Specificity</b>	Brain,Spleen,
<b>Function</b>	function:May play a role in central nervous system, limb and facial development. May be involved in male sex determination. Binds the consensus motif 5'-[AT][AT]CAA[AT]G-3'.,similarity:Contains 1 HMG box DNA-binding domain.,
<b>Background</b>	SRY-box 8(SOX8) Homo sapiens This gene encodes a member of the SOX (SRY-related HMG-box) family of transcription factors involved in the regulation of embryonic development and in the determination of the cell fate. The encoded protein may act as a transcriptional activator after forming a protein complex with other proteins. This protein may be involved in brain development and function. Haploinsufficiency for this protein may contribute to the mental retardation found

**Nanjing BYabscience technology Co.,Ltd**



in haemoglobin H-related mental retardation (ART-16 syndrome). [provided by RefSeq, Jul 2008],

**matters needing attention**

Avoid repeated freezing and thawing!

**Usage suggestions**

This product can be used in immunological reaction related experiments. For more information, please consult technical personnel.

Nanjing BYabscience technology Co.,Ltd

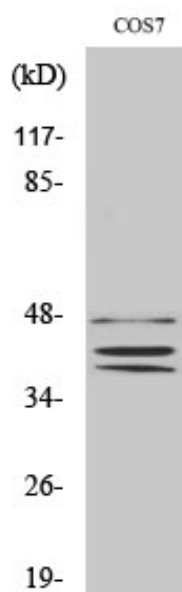
网址: [www.njbybio.com](http://www.njbybio.com)

官方热线: 025-5229-8998

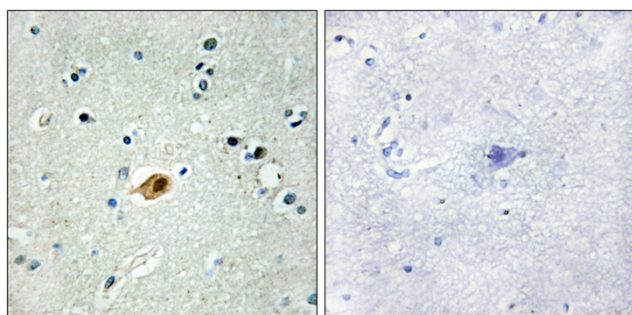
监督电话: 15950492658



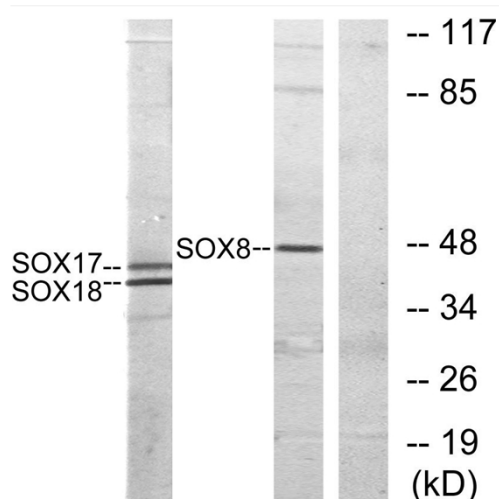
## Products Images



Western Blot analysis of various cells using Sox-8/9/17/18 Polyclonal Antibody cells nucleus extracted by Minute TM Cytoplasmic and Nuclear Fractionation kit (SC-003, Inventbiotech, MN, USA).



Immunohistochemistry analysis of paraffin-embedded human brain tissue, using SOX8/9/17/18 Antibody. The picture on the right is blocked with the synthesized peptide.



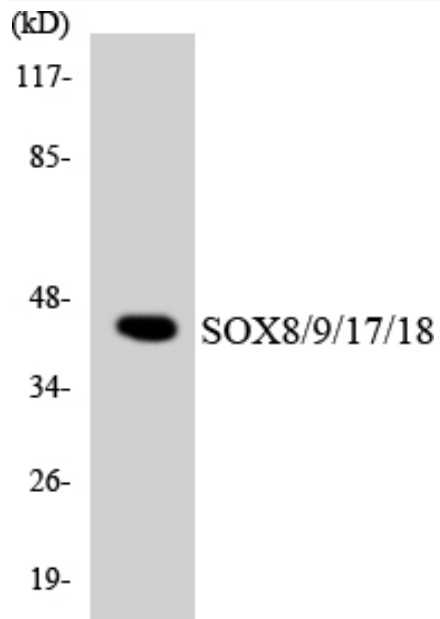
Western blot analysis of lysates from COS7 cells, treated with serum 10% 30', using SOX8/9/17/18 Antibody. The lane on the right is blocked with the synthesized peptide.

Nanjing BYabscience technology Co.,Ltd

网址: [www.njbybio.com](http://www.njbybio.com)

官方热线: 025-5229-8998

监督电话: 15950492658



Western blot analysis of the lysates from HeLa cells using SOX8/9/17/18 antibody.