



# IARS2 Polyclonal Antibody

Catalog No	BYab-01821
Isotype	IgG
Reactivity	Human;Mouse;Monkey
Applications	WB;IHC;IF;ELISA
Gene Name	IARS2
Protein Name	Isoleucine--tRNA ligase mitochondrial
Immunogen	The antiserum was produced against synthesized peptide derived from human IARS2. AA range:71-120
Specificity	IARS2 Polyclonal Antibody detects endogenous levels of IARS2 protein.
Formulation	Liquid in PBS containing 50% glycerol, 0.5% BSA and 0.02% sodium azide.
Source	Polyclonal, Rabbit,IgG
Purification	The antibody was affinity-purified from rabbit antiserum by affinity-chromatography using epitope-specific immunogen.
Dilution	Western Blot: 1/500 - 1/2000. Immunohistochemistry: 1/100 - 1/300. Immunofluorescence: 1/200 - 1/1000. ELISA: 1/20000. Not yet tested in other applications.
Concentration	1 mg/ml
Purity	≥90%
Storage Stability	-20°C/1 year
Synonyms	IARS2; Isoleucine--tRNA ligase; mitochondrial; Isoleucyl-tRNA synthetase; IleRS
Observed Band	114kD
Cell Pathway	Mitochondrion matrix .
Tissue Specificity	Brain,Epithelium,Liver,Placenta,Skin,
Function	catalytic activity:ATP + L-isoleucine + tRNA(Ile) = AMP + diphosphate + L-isoleucyl-tRNA(Ile).,similarity:Belongs to the class-I aminoacyl-tRNA synthetase family.,
Background	Aminoacyl-tRNA synthetases catalyze the aminoacylation of tRNA by their cognate amino acid. Because of their central role in linking amino acids with nucleotide triplets contained in tRNAs, aminoacyl-tRNA synthetases are thought to be among the first proteins that appeared in evolution. Two forms of isoleucine-tRNA synthetase exist, a cytoplasmic form and a mitochondrial form.

Nanjing BYabscience technology Co.,Ltd



This gene encodes the mitochondrial isoleucine-tRNA synthetase which belongs to the class-I aminoacyl-tRNA synthetase family. [provided by RefSeq, Dec 2014],

**matters needing attention**

Avoid repeated freezing and thawing!

**Usage suggestions**

This product can be used in immunological reaction related experiments. For more information, please consult technical personnel.

Nanjing BYabscience technology Co.,Ltd

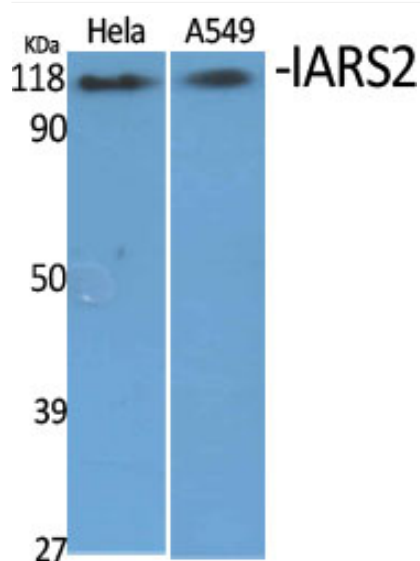
网址: [www.njbybio.com](http://www.njbybio.com)

官方热线: 025-5229-8998

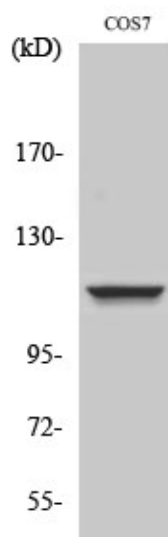
监督电话: 15950492658



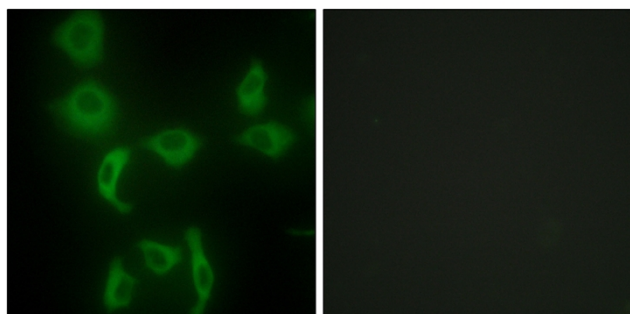
## Products Images



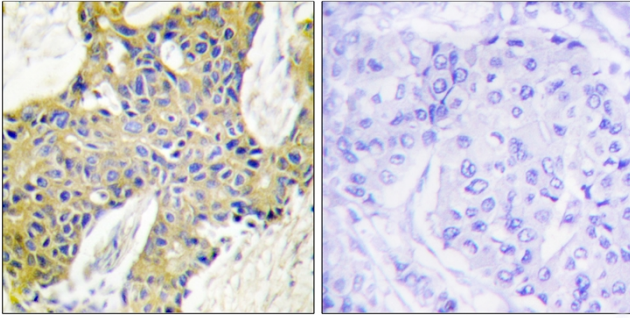
Western Blot analysis of various cells using IARS2  
Polyclonal Antibody diluted at 1:2000



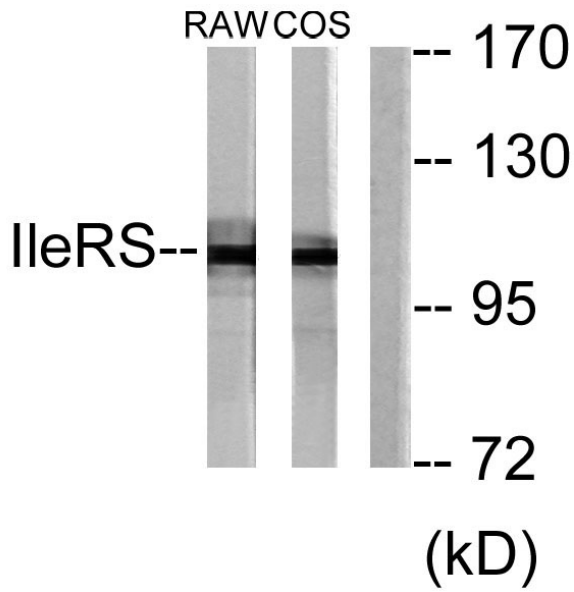
Western Blot analysis of NIH-3T3 cells using IARS2  
Polyclonal Antibody diluted at 1:2000



Immunofluorescence analysis of HepG2 cells, using  
IARS2 Antibody. The picture on the right is blocked  
with the synthesized peptide.



Immunohistochemistry analysis of paraffin-embedded human breast carcinoma tissue, using IleRS Antibody. The picture on the right is blocked with the synthesized peptide.



Western blot analysis of lysates from RAW264.7 and COS7 cells, using IleRS Antibody. The lane on the right is blocked with the synthesized peptide.