



# HNF-4α Polyclonal Antibody

<b>Catalog No</b>	BYab-01796
<b>Isotype</b>	IgG
<b>Reactivity</b>	Human;Mouse;Rat
<b>Applications</b>	WB;IHC;IF;ELISA
<b>Gene Name</b>	HNF4A
<b>Protein Name</b>	Hepatocyte nuclear factor 4-alpha
<b>Immunogen</b>	The antiserum was produced against synthesized peptide derived from human HNF4 alpha. AA range:280-329
<b>Specificity</b>	HNF-4α Polyclonal Antibody detects endogenous levels of HNF-4α protein.
<b>Formulation</b>	Liquid in PBS containing 50% glycerol, 0.5% BSA and 0.02% sodium azide.
<b>Source</b>	Polyclonal, Rabbit,IgG
<b>Purification</b>	The antibody was affinity-purified from rabbit antiserum by affinity-chromatography using epitope-specific immunogen.
<b>Dilution</b>	WB: 1/500 - 1/2000. IHC: 1/100 - 1/300. ELISA: 1/10000.. IF 1:50-200
<b>Concentration</b>	1 mg/ml
<b>Purity</b>	≥90%
<b>Storage Stability</b>	-20°C/1 year
<b>Synonyms</b>	HNF4A; HNF4; NR2A1; TCF14; Hepatocyte nuclear factor 4-alpha; HNF-4-alpha; Nuclear receptor subfamily 2 group A member 1; Transcription factor 14; TCF-14; Transcription factor HNF-4
<b>Observed Band</b>	52kD
<b>Cell Pathway</b>	Nucleus.
<b>Tissue Specificity</b>	Kidney,Liver,
<b>Function</b>	alternative products:Additional isoforms seem to exist,disease:Defects in HNF4A are the cause of maturity onset diabetes of the young type 1 (MODY1) [MIM:125850]; also shortened MODY-1. MODY [MIM:606391] is a form of diabetes that is characterized by an autosomal dominant mode of inheritance, onset in childhood or early adulthood (usually before 25 years of age) and a primary defect in insulin secretion. The clinical phenotype of MODY1 is characterized by severe insulin secretory defects, and by major hyperglycemia associated with microvascular complications.,function:Transcriptionally controlled transcription factor. Binds to DNA sites required for the transcription of alpha

**Nanjing BYabs science technology Co.,Ltd**



	1-antitrypsin, apolipoprotein CIII, transthyretin genes and HNF1-alpha. May be essential for development of the liver, kidney and intestine.,miscellaneous: Binds fatty acids.,online information:Hepatocyte nuclear fac
Background	The protein encoded by this gene is a nuclear transcription factor which binds DNA as a homodimer. The encoded protein controls the expression of several genes, including hepatocyte nuclear factor 1 alpha, a transcription factor which regulates the expression of several hepatic genes. This gene may play a role in development of the liver, kidney, and intestines. Mutations in this gene have been associated with monogenic autosomal dominant non-insulin-dependent diabetes mellitus type I. Alternative splicing of this gene results in multiple transcript variants encoding several different isoforms. [provided by RefSeq, Apr 2012],
matters needing attention	Avoid repeated freezing and thawing!
Usage suggestions	This product can be used in immunological reaction related experiments. For more information, please consult technical personnel.

Nanjing BYabscience technology Co.,Ltd

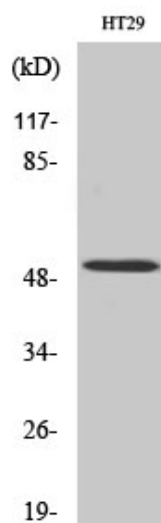
网址: [www.njbybio.com](http://www.njbybio.com)

官方热线: 025-5229-8998

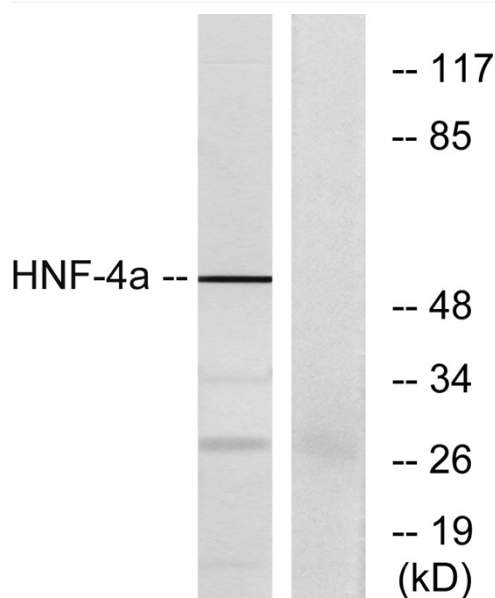
监督电话: 15950492658



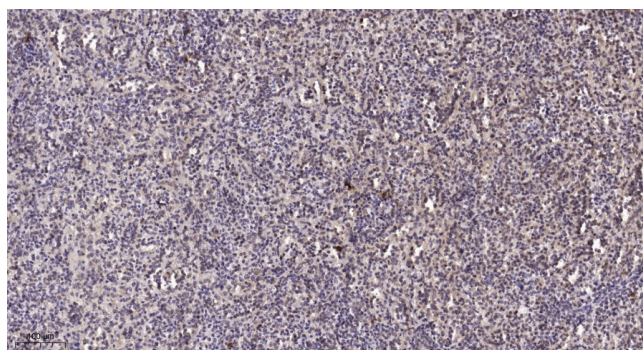
## Products Images



Western Blot analysis of various cells using HNF-4α Polyclonal Antibody diluted at 1:2000



Western blot analysis of lysates from HT-29 cells, using HNF4 alpha Antibody. The lane on the right is blocked with the synthesized peptide.



Immunohistochemical analysis of paraffin-embedded human spleen. 1, Tris-EDTA, pH9.0 was used for antigen retrieval. 2 Antibody was diluted at 1:200 (4° overnight). 3, Secondary antibody was diluted at 1:200 (room temperature, 45min).

**Nanjing BYabs science technology Co., Ltd**

网址: [www.njbybio.com](http://www.njbybio.com)

官方热线: 025-5229-8998

监督电话: 15950492658