



Hic-5 Polyclonal Antibody

Catalog No	BYab-01775
Isotype	IgG
Reactivity	Human;Mouse;Rat
Applications	WB;IHC;IF;ELISA
Gene Name	TGFB111
Protein Name	Transforming growth factor beta-1-induced transcript 1 protein
Immunogen	The antiserum was produced against synthesized peptide derived from human Hic-5. AA range:31-80
Specificity	Hic-5 Polyclonal Antibody detects endogenous levels of Hic-5 protein.
Formulation	Liquid in PBS containing 50% glycerol, 0.5% BSA and 0.02% sodium azide.
Source	Polyclonal, Rabbit,IgG
Purification	The antibody was affinity-purified from rabbit antiserum by affinity-chromatography using epitope-specific immunogen.
Dilution	Immunohistochemistry: 1/100 - 1/300. Immunofluorescence: 1/200 - 1/1000. ELISA: 1/10000. Not yet tested in other applications.
Concentration	1 mg/ml
Purity	≥90%
Storage Stability	-20°C/1 year
Synonyms	TGFB111; ARA55; Transforming growth factor beta-1-induced transcript 1 protein; Androgen receptor coactivator 55 kDa protein; Androgen receptor-associated protein of 55 kDa; Hydrogen peroxide-inducible clone 5 protein; Hic-5
Observed Band	
Cell Pathway	Cell junction, focal adhesion. Nucleus matrix. Cytoplasm, cytoskeleton. Associated with the actin cytoskeleton; colocalizes with stress fibers.
Tissue Specificity	Expressed in platelets, smooth muscle and prostate stromal cells (at protein level).
Function	domain:The LD (leucine and aspartate-rich) motif 3 mediates interaction with GIT1 and functions as a nuclear export signal.,domain:The LIM zinc-binding domains mediate glucocorticoid receptor coactivation and interaction with AR, CRIP2, ILK, LIMS1, NR3C1, PPARG, TCF3, TCF7L2, SLC6A3 and SMAD3. The LIM zinc-binding 2 and LIM zinc-binding 3 domains mediate targeting to focal adhesions and actin stress fibers. The LIM zinc-binding 3 and LIM zinc-binding 4 domains mediate interaction with TRAF4 and MAPK15. The LIM zinc-binding 4 domain mediates interaction with HSPB1, homooligomerization and targeting to


Nanjing BYabscience technology Co.,Ltd



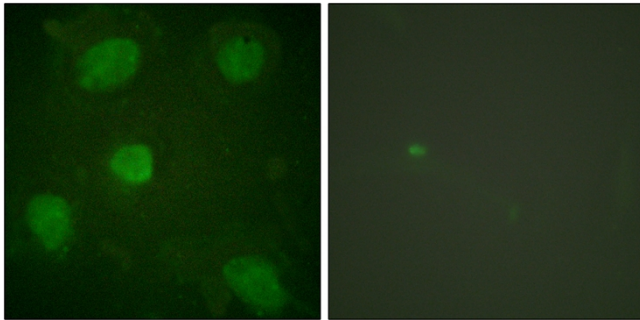
	the nuclear matrix. The LIM zinc-binding 3 domain mediates interaction with PTPN12.,function:Functions as a molecular adapter coordinating multiple protein-protein interactions at the focal adhesion complex and in the nucleus. Links various intracellular signaling modules to plasma membrane
Background	transforming growth factor beta 1 induced transcript 1(TGFB1I1) Homo sapiens This gene encodes a coactivator of the androgen receptor, a transcription factor which is activated by androgen and has a key role in male sexual differentiation. The encoded protein is thought to regulate androgen receptor activity and may have a role to play in the treatment of prostate cancer. Multiple transcript variants encoding different isoforms have been found for this gene. [provided by RefSeq, Sep 2009],
matters needing attention	Avoid repeated freezing and thawing!
Usage suggestions	This product can be used in immunological reaction related experiments. For more information, please consult technical personnel.



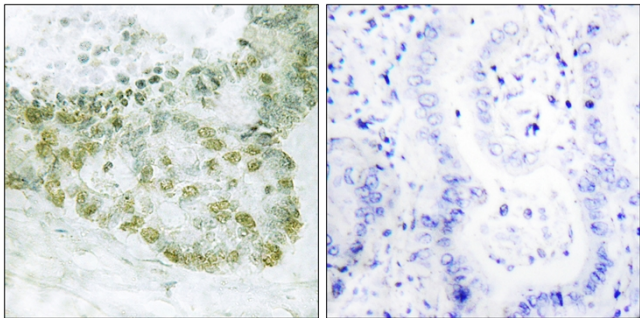
Products Images



Western Blot analysis of NIH-3T3 cells using Hic-5 Polyclonal Antibody diluted at 1:1000



Immunofluorescence analysis of HeLa cells, using Hic-5 Antibody. The picture on the right is blocked with the synthesized peptide.



Immunohistochemistry analysis of paraffin-embedded human lung carcinoma tissue, using Hic-5 Antibody. The picture on the right is blocked with the synthesized peptide.

Nanjing BYabs science technology Co.,Ltd

网址: www.njbybio.com

官方热线: 025-5229-8998

监督电话: 15950492658