



GATA-4 Polyclonal Antibody

Catalog No	BYab-01745
Isotype	IgG
Reactivity	Human;Mouse;Rat
Applications	WB;IF;ELISA
Gene Name	GATA4
Protein Name	Transcription factor GATA-4
Immunogen	The antiserum was produced against synthesized peptide derived from human GATA4. AA range:228-277
Specificity	GATA-4 Polyclonal Antibody detects endogenous levels of GATA-4 protein.
Formulation	Liquid in PBS containing 50% glycerol, 0.5% BSA and 0.02% sodium azide.
Source	Polyclonal, Rabbit,IgG
Purification	The antibody was affinity-purified from rabbit antiserum by affinity-chromatography using epitope-specific immunogen.
Dilution	Western Blot: 1/500 - 1/2000. Immunofluorescence: 1/200 - 1/1000. ELISA: 1/20000. Not yet tested in other applications.
Concentration	1 mg/ml
Purity	≥90%
Storage Stability	-20°C/1 year
Synonyms	GATA4; Transcription factor GATA-4; GATA-binding factor 4
Observed Band	48kD
Cell Pathway	Nucleus .
Tissue Specificity	Heart,Lung,
Function	disease:Defects in GATA4 are the cause of atrial septal defect type 2 (ASD2) [MIM:607941]. ASD2 is a congenital heart malformation characterized by incomplete closure of the wall between the atria resulting in blood flow from the left to the right atria. ASD2 patients show other heart abnormalities including ventricular and atrioventricular septal defects, pulmonary valve thickening or insufficiency of the cardiac valves. ASD2 is not associated with defects in the cardiac conduction system or non-cardiac abnormalities.,function:Transcriptional activator. Binds to the consensus sequence 5'-AGATAG-3'. Acts as a transcriptional activator of ANF in cooperation with NKX2-5.,similarity:Contains 2 GATA-type zinc fingers.,subunit:Interacts with ZNF260 (By similarity). Interacts with the homeobox domain of NKX2-5 through its C-terminal zinc finger. Also

Nanjing BYabscience technology Co.,Ltd



interacts with JARID2 which represses its a

Background

This gene encodes a member of the GATA family of zinc-finger transcription factors. Members of this family recognize the GATA motif which is present in the promoters of many genes. This protein is thought to regulate genes involved in embryogenesis and in myocardial differentiation and function, and is necessary for normal testicular development. Mutations in this gene have been associated with cardiac septal defects. Additionally, alterations in gene expression have been associated with several cancer types. Alternative splicing results in multiple transcript variants. [provided by RefSeq, Apr 2015],

matters needing attention

Avoid repeated freezing and thawing!

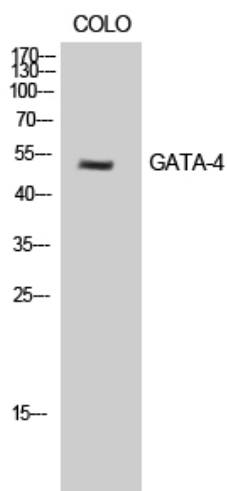
Usage suggestions

This product can be used in immunological reaction related experiments. For more information, please consult technical personnel.

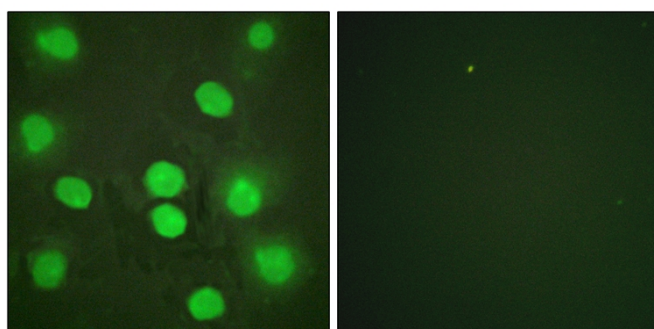
Nanjing BYabscience technology Co.,Ltd



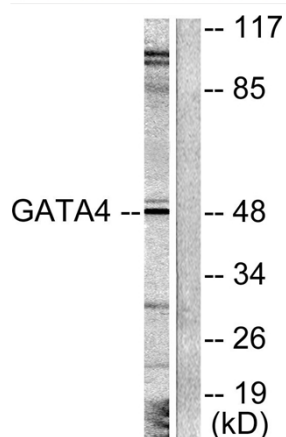
Products Images



Western Blot analysis of COLO cells using GATA-4 Polyclonal Antibody cells nucleus extracted by Minute TM Cytoplasmic and Nuclear Fractionation kit (SC-003, Invent biotech, MN, USA).



Immunofluorescence analysis of HUVEC cells, using GATA4 Antibody. The picture on the right is blocked with the synthesized peptide.



Western blot analysis of lysates from COLO205 cells, treated with Serum 20% 15', using GATA4 Antibody. The lane on the right is blocked with the synthesized peptide.

Nanjing BYabs science technology Co.,Ltd

网址: www.njbybio.com

官方热线: 025-5229-8998

监督电话: 15950492658