



FoxD3 Polyclonal Antibody

Catalog No	BYab-01720
Isotype	IgG
Reactivity	Human;Mouse
Applications	WB;IHC;IF;ELISA
Gene Name	FOXD3
Protein Name	Forkhead box protein D3
Immunogen	The antiserum was produced against synthesized peptide derived from human FOXD3. AA range:211-260
Specificity	FoxD3 Polyclonal Antibody detects endogenous levels of FoxD3 protein.
Formulation	Liquid in PBS containing 50% glycerol, 0.5% BSA and 0.02% sodium azide.
Source	Polyclonal, Rabbit,IgG
Purification	The antibody was affinity-purified from rabbit antiserum by affinity-chromatography using epitope-specific immunogen.
Dilution	WB: 1/500 - 1/2000. IHC: 1/100 - 1/300. ELISA: 1/5000.. IF 1:50-200
Concentration	1 mg/ml
Purity	≥90%
Storage Stability	-20°C/1 year
Synonyms	FOXD3; HFH2; Forkhead box protein D3; HNF3/FH transcription factor genesis
Observed Band	48kD
Cell Pathway	Nucleus .
Tissue Specificity	Expressed in chronic myeloid leukemia, Jurkat T-cell leukemia and teratocarcinoma cell lines, but not in any other cell lines or normal tissues examined.
Function	disease:Defects in FOXD3 are associated with susceptibility to autoimmune disease type 1 (AIS1) [MIM:607836]; also called vitiligo-associated multiple autoimmune disease susceptibility type 2 (VAMAS2). Generalized vitiligo is an acquired disorder in which white patches of skin and hair result from autoimmune loss of melanocytes, often associated with other autoimmune disorders. Most cases occur in a sporadic family pattern suggesting polygenic, multifactorial inheritance. However, a striking family in which a somewhat unusual vitiligo phenotype has been described, characterized by progressively coalescent diffuse depigmentation and relatively early disease onset, segregated as an apparent autosomal dominant with incomplete penetrance.,function:Binds to the consensus

Nanjing BYabscience technology Co.,Ltd



sequence 5'-A[AT]T[AG]TTTGTTT-3' and acts as a transcriptional repressor. Also acts as a transcriptional activator. Promote

Background

This gene belongs to the forkhead family of transcription factors which is characterized by a distinct forkhead domain. Mutations in this gene cause autoimmune susceptibility 1. [provided by RefSeq, Nov 2008],

matters needing attention


Avoid repeated freezing and thawing!

Usage suggestions

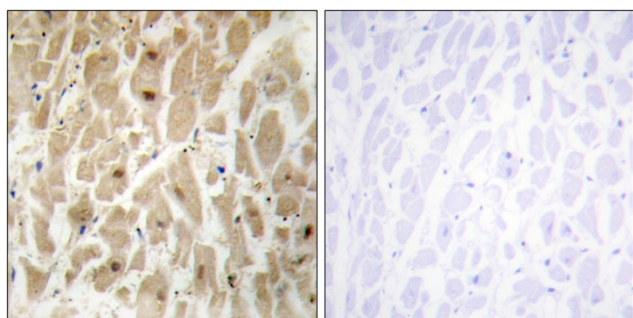
This product can be used in immunological reaction related experiments. For more information, please consult technical personnel.



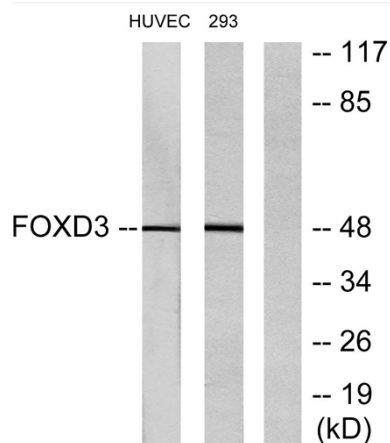
Products Images



Western Blot analysis of various cells using FoxD3 Polyclonal Antibody cells nucleus extracted by Minute TM Cytoplasmic and Nuclear Fractionation kit (SC-003, Invent biotech, MN, USA).



Immunohistochemistry analysis of paraffin-embedded human heart tissue, using FOXD3 Antibody. The picture on the right is blocked with the synthesized peptide.



Western blot analysis of lysates from HUVEC and 293 cells, using FOXD3 Antibody. The lane on the right is blocked with the synthesized peptide.