



Beclin-1 Polyclonal Antibody

Catalog No	BYab-00587
Isotype	IgG
Reactivity	Human;Mouse;Chicken
Applications	WB;ELISA
Gene Name	BECN1 GT197
Protein Name	Beclin-1
Immunogen	Synthesized peptide derived from Beclin-1 . at AA range: 110-190
Specificity	Beclin-1 Polyclonal Antibody detects endogenous levels of Beclin-1
Formulation	Liquid in PBS containing 50% glycerol, 0.5% BSA and 0.02% sodium azide.
Source	Polyclonal, Rabbit,IgG
Purification	The antibody was affinity-purified from rabbit antiserum by affinity-chromatography using epitope-specific immunogen.
Dilution	WB 1:500-2000, ELISA 1:10000-20000
Concentration	1 mg/ml
Purity	≥90%
Storage Stability	-20°C/1 year
Synonyms	beclin 1, autophagy related
Observed Band	55kD
Cell Pathway	Cytoplasm . Golgi apparatus, trans-Golgi network membrane ; Peripheral membrane protein . Endosome membrane ; Peripheral membrane protein . Endoplasmic reticulum membrane ; Peripheral membrane protein . Mitochondrion membrane ; Peripheral membrane protein . Endosome . Cytoplasmic vesicle, autophagosome . Interaction with ATG14 promotes translocation to autophagosomes. Expressed in dendrites and cell bodies of cerebellar Purkinje cells (By similarity). . ; [Beclin-1-C 35 kDa]: Mitochondrion . Nucleus . Cytoplasm . ; [Beclin-1-C 37 kDa]: Mitochondrion .
Tissue Specificity	Ubiquitous.
Function	function:Plays a central role in autophagy (By similarity). May play a role in antiviral host defense. Protects against infection by a neurovirulent strain of Sindbis virus.,similarity:Belongs to the beclin family.,subcellular location:Expressed in dendrites and cell bodies of cerebellar Purkinje cells.,subunit:Interacts with GOPC and GRID2. Interacts with AMBRA1. Probably forms a complex with AMBRA1 and PIK3C3 (By similarity). Interacts with BCL2

Nanjing BYabscience technology Co.,Ltd



and BCL2L1.,tissue specificity:Ubiquitous.,

Background

beclin 1(BECN1) Homo sapiens This gene encodes a protein that regulates autophagy, a catabolic process of degradation induced by starvation. The encoded protein is a component of the phosphatidylinositol-3-kinase (PI3K) complex which mediates vesicle-trafficking processes. This protein is thought to play a role in multiple cellular processes, including tumorigenesis, neurodegeneration and apoptosis. Alternative splicing results in multiple transcript variants. [provided by RefSeq, Sep 2015],

matters needing attention

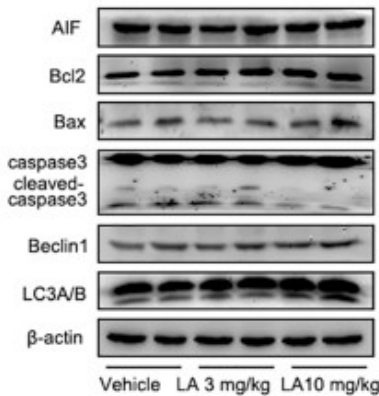
Avoid repeated freezing and thawing!

Usage suggestions


This product can be used in immunological reaction related experiments. For more information, please consult technical personnel.

Products Images

E



Zhang, Yan-Hui, et al. "α-Lipoic acid improves abnormal behavior by mitigation of oxidative stress, inflammation, ferroptosis, and tauopathy in P301S Tau transgenic mice." Redox biology 14 (2018): 535-548.



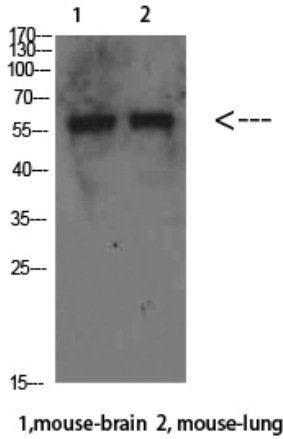
Western blot analysis of lysates from 1) mouse-brain , 2) mouse-lung, 3) HeLa cells, (Green) primary antibody was diluted at 1:1000, 4° over night, secondary antibody(cat:RS23920)was diluted at 1:10000, 37° 1hour. (Red) GAPDH Monoclonal Antibody(2B8) (cat:YM3029) antibody was diluted at 1:5000 as loading control, 4° over night,secondary antibody(cat:RS23710)was diluted at 1:10000, 37° 1hour.

Nanjing BYabscience technology Co.,Ltd

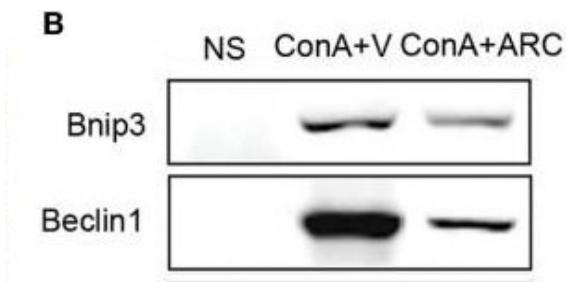
网址: www.njbybio.com

官方热线: 025-5229-8998

监督电话: 15950492658



Western Blot analysis of mouse-brain mouse-lung cells using Beclin-1 Polyclonal Antibody diluted at 1:500. Secondary antibody(catalog#:RS0002) was diluted at 1:20000



Feng, Qin. "Quantitative proteomic analysis reveals that Arctigenin alleviates concanavalin A-induced hepatitis through suppressing immune system and regulating autophagy." *Frontiers in immunology* 9 (2018): 1881.